


Epson Document Scanner

• Partner Event Oct 25



Today's Agenda

- Who is Epson
- Why Epson
- About Epson Scan
- Why dedicated Scanner
- Products and roadmap
- Epson Technology
- New models launch
- Scanner solutions
- Product Promo



EPSON®


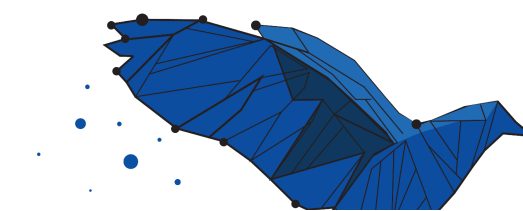
Purpose and plan



EPSON®

Who is EPSON





EPSON1


EPSON®

Why EPSON



Why Epson?

World's only
in-office secure paper recycler



Scanner – over 30
years



Leading automation
provider since 1980



Ten years since our first
generation transparent
multi-media mobile viewers



World's leading projector
manufacturer since 2001



1.14M€/ \$ per day on R&D

Unique PrecisionCore Micro
Piezo inkjet Heat-Free Technology
and high capacity inks



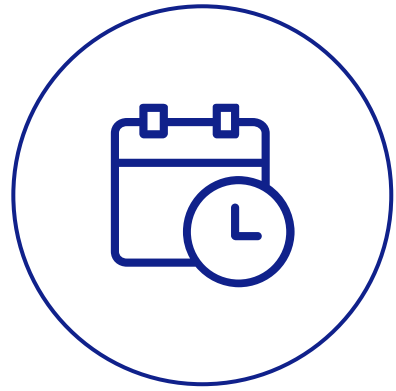

EPSON®
EXCEED YOUR VISION

EPSON®

EPSON Scan Introduction

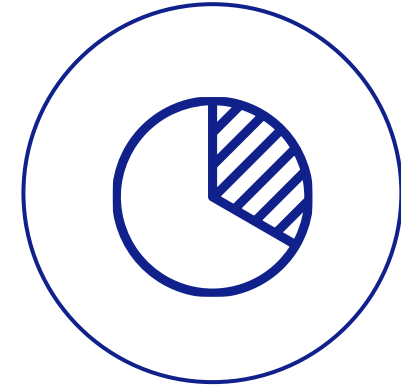


Over 30 years experience




Over 30 years

Our experience of scanning goes back to 1986




1 in 6

Document scanners sold around the world are Epson



Wide Media Handling


If Epson prints on it – we can scan it



Award Winning Design

Red Dot Design Award 2019
Mobile
BLI Outstanding Award 2019
Mobile

Over 30 years experience



First A4 Sheetfed
1996

A3 Graphics & High resolution
1997

High Capacity ADF
2006 & 2008

Epson's first mobile scanner
2011

A3 Network scanning
2012

GT-3000



1986

GT-2000



1996

ES-8000



1997

ES-H300



2006

ES-D400



2008

DS-30



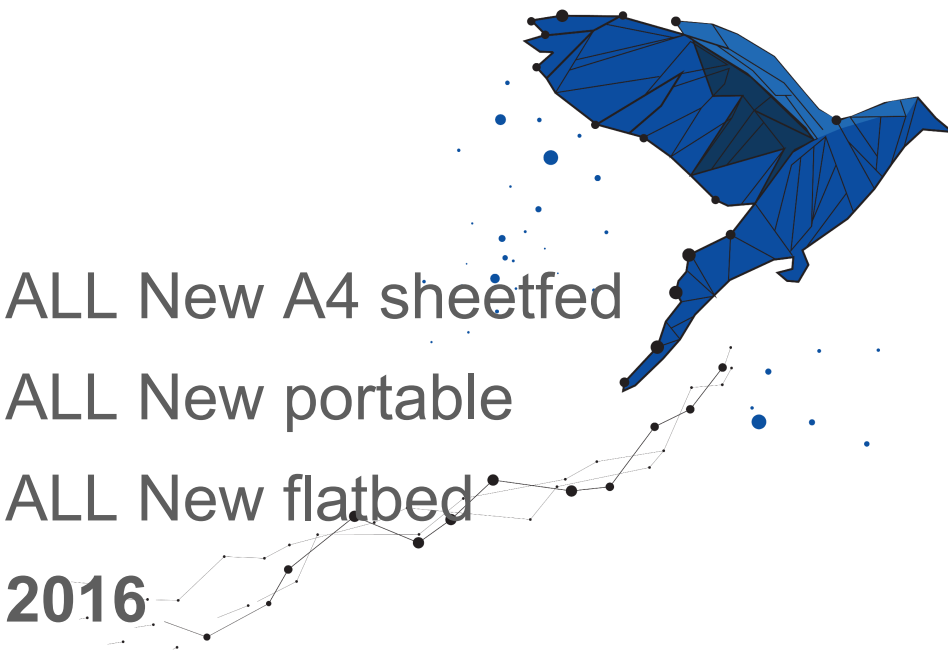
2011

DS-70000N



2012

Investing in the future



ALL New A4 sheetfed
ALL New portable
ALL New flatbed
2016

ALL New A4 Network
2017

ALL New Mobile range
2018

ALL New High speed
sheetfed
2019



First A3 Sheetfed
2020

First Wi-Fi and NW
2022


First Open Platform
2024



Wide media handling



Photographs



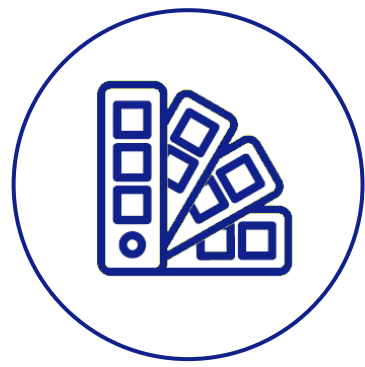
Books



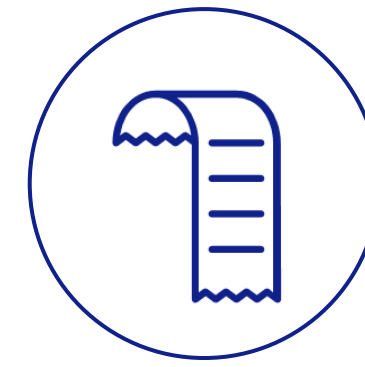
Aged



Passports



Film &
Negatives



Long
Documents



Card & ID



Mixed
Paper



Why a need for a Dedicated scanner




Where to Start ?

There is an increase in the need to Digitize/Digitalize
It's the complication linked to starting that hampers businesses from taking the first step.


Lets make it easier – the more we know how to assist them, the easier it will be to relay the simplicity of what is the starting point.

We need to provide the solution that allows the business to have data at their fingertips to make quicker decisions and ensure invoicing is being done in a shorter time frame.

1. Is it a back scan project or day to day need ?
2. Where do they want the digital version to reside?
3. How do they want to retrieve this digital version ? Today and in the future...
4. What do they need to do with this digital version? Today and in the future...
5. Will the solution affect the process positively?



Why Dedicated scanner



Is it a:

- Security requirement – bank, legal firm etc.
- volume scanning requirement
- footprint concern
- quality requirement
- unique media type
- Specialized scanning requirement

Access to hard copy is restricted , only dedicated team to scan

Application/Vertical requirement:

- retail, Banking might need to scan ID cards, ID books or Passports
- Legal linked to matter number or Ghost practice link for tracking/billing
- High volume Daily scan in Public Sector, Police , SARS, SASSA etc
- Mobile – on the road real estate agents, truckers, assessors

why not an MFP


Volumes vs Dedicated scanner – increase in scanner volumes on all brands have shown more callouts linked to ADF issues.

1 point of failure – no redundancy


Office bottleneck retrieving prints , making copies ? Making a scan – not efficient.

Scan Portfolio





Market Share




Top 3 brands, YTD'24			Total market
Brand	Units	Mkt share	vs YTD'23
EPSON	3,304	54.5%	78.5%
KODAK ALARIS	792	13.1%	-58.2%
PFU/RICOH	767	12.6%	
Others	1,203	19.8%	-66.7%
Total	6,066	100.0%	-17.6%

Top 3 brands, YTD'24			High, Mid & Low Prod.
Brand	Units	Mkt share	vs YTD'23
KODAK ALARIS	469	62.7%	-32.1%
CANON	97	13.0%	90.2%
PFU/RICOH	94	12.6%	
Others	88	11.8%	-48.5%
Total	748	100.0%	-18.1%

Top 3 brands, YTD'24			Personal, Workgroup & Dept.
Brand	Units	Mkt share	vs YTD'23
EPSON	3,258	61.3%	77.0%
PFU/RICOH	673	12.7%	
CANON	375	7.1%	-27.5%
Others	1,012	19.0%	-75.2%
Total	5,318	100.0%	-17.5%

Fiscal Year	FY23					FY24					FY25	
Brand	FY23-Q1	FY23-Q2	FY23-Q3	FY23-Q4	Total	FY24-Q1	FY24-Q2	FY24-Q3	FY24-Q4	Total	FY25-Q1	Total
EPSON	411	907	118	655	2,091	1,123	1,522	1,008	3,987	7,640	965	965
PFU/RICOH				245	245	234	304	288	2,008	2,834	253	253
HP	526	1,326	209	222	2,283	91	77	216	413	797		
KODAK ALARIS	475	859	60	578	1,972	165	49	90	432	736	78	78
CANON	160	239	82	124	605	149	199	150	260	758	166	166
AVISION	159	85	118	52	414	71	78	94	66	309	82	82
FUJITSU	151	223	232		606							
PLUSTEK	42	37	38	32	149	32	27	28	38	125	36	36

Updated Data



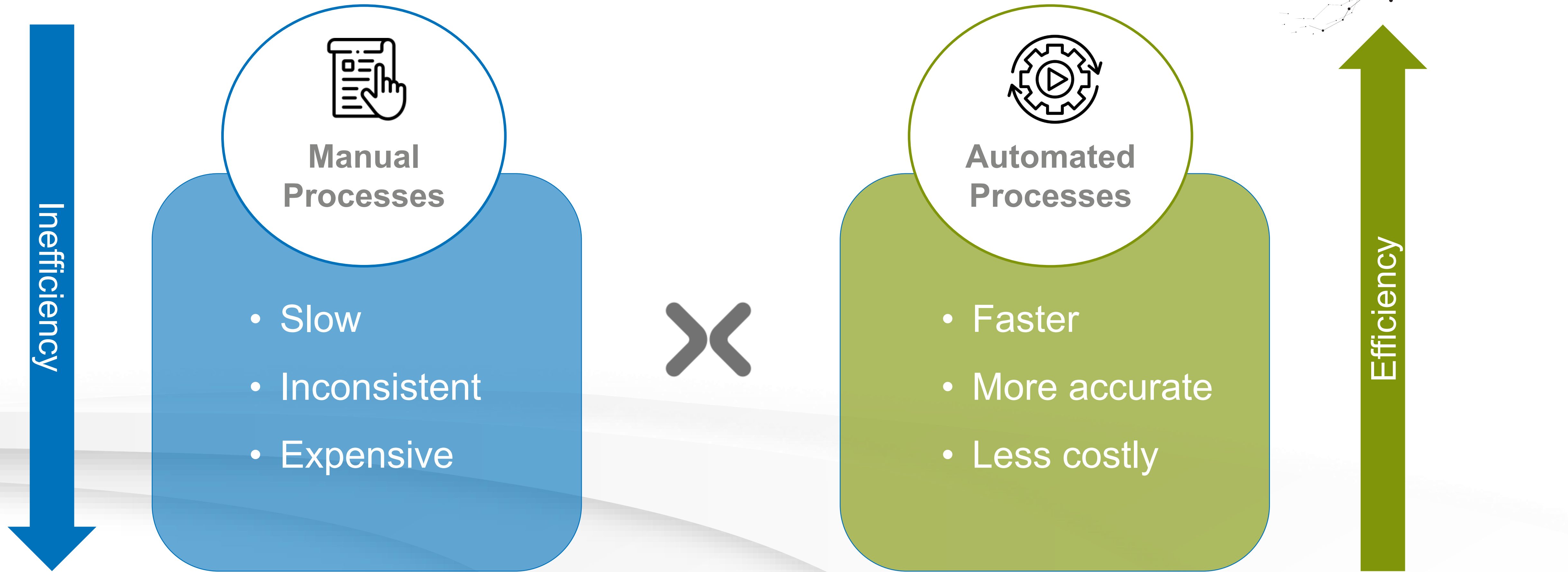
Brand	2025 1st quarter
AMBIR	4
AVISION	85
BROTHER	2
CANON	170
EPSON	973
IBML	1
INOTEC	1
IRIS	5
KODAK ALARIS	78
PFU/RICOH	256
PLUSTEK	36
XEROX	5
Grand Total	1616

Cat Name	2025 1st quarter
1: Personal	141
2: Workgroup	1133
3: Departmental	293
4: Low Prod.	26
5: Mid Prod.	10
6: High Prod.	13
Grand Total	1616


Brand	Cat Name	2025 1st quarter
EPSON	1: Personal	60
	2: Workgroup	868
	3: Departmental	45
EPSON Total		973
Grand Total		973

Non-tender MS- showing increase in network scanners



Manual vs Automated




MANUAL PROCESSES ARE...



SLOW



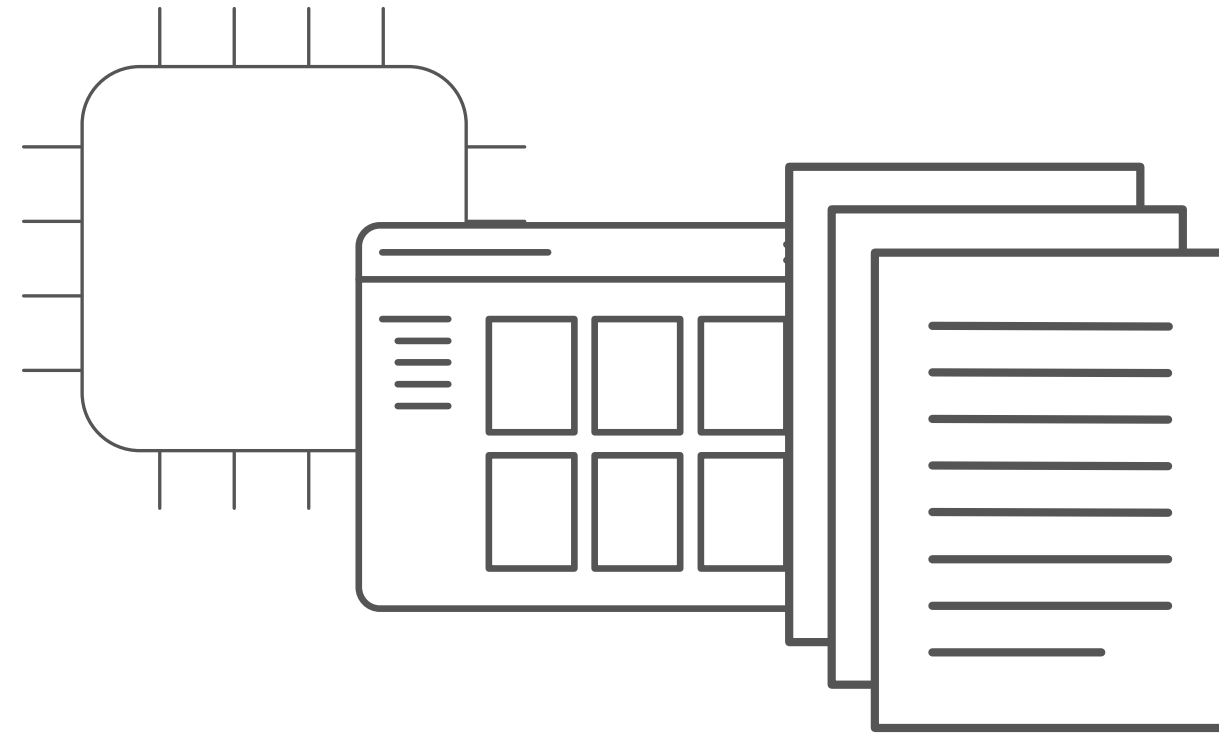



INCONSISTENT




EXPENSIVE

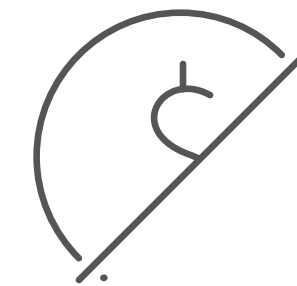
AUTOMATED PROCESSES ARE...




QUICKER



MORE ACCURATE



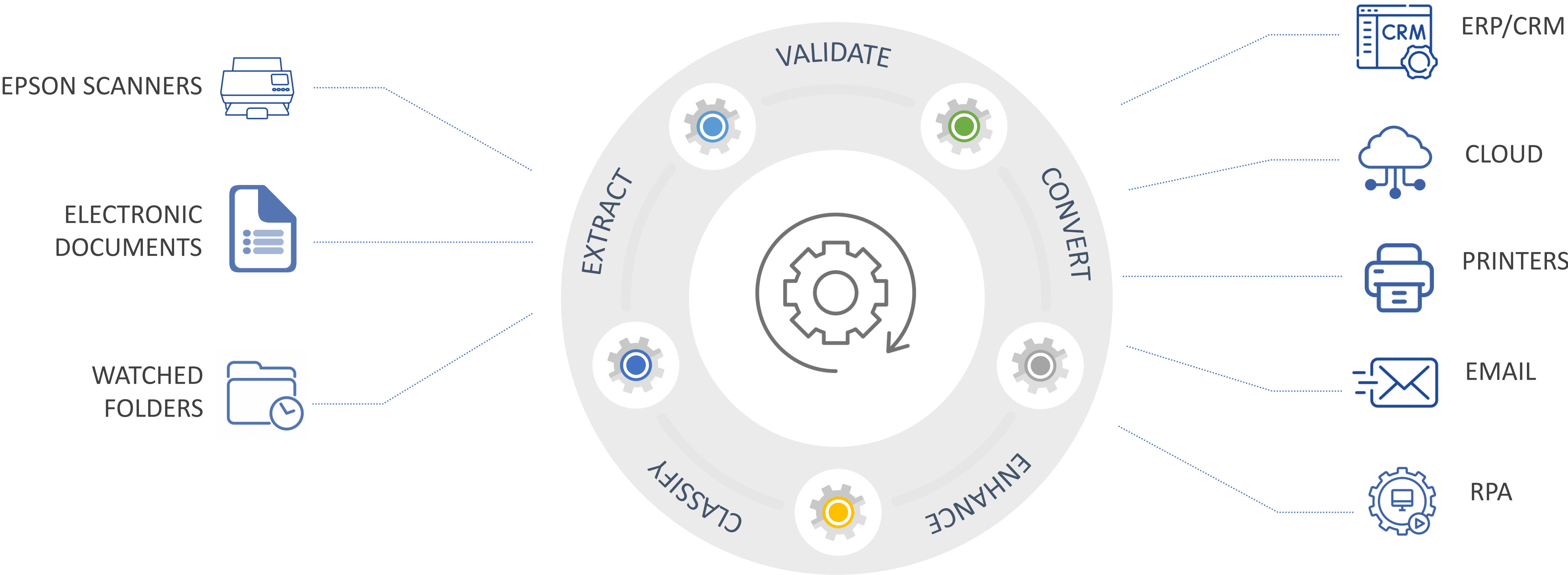
LESS COSTLY




Capture

Process

Deliver



Digital Transformation starts with Epson

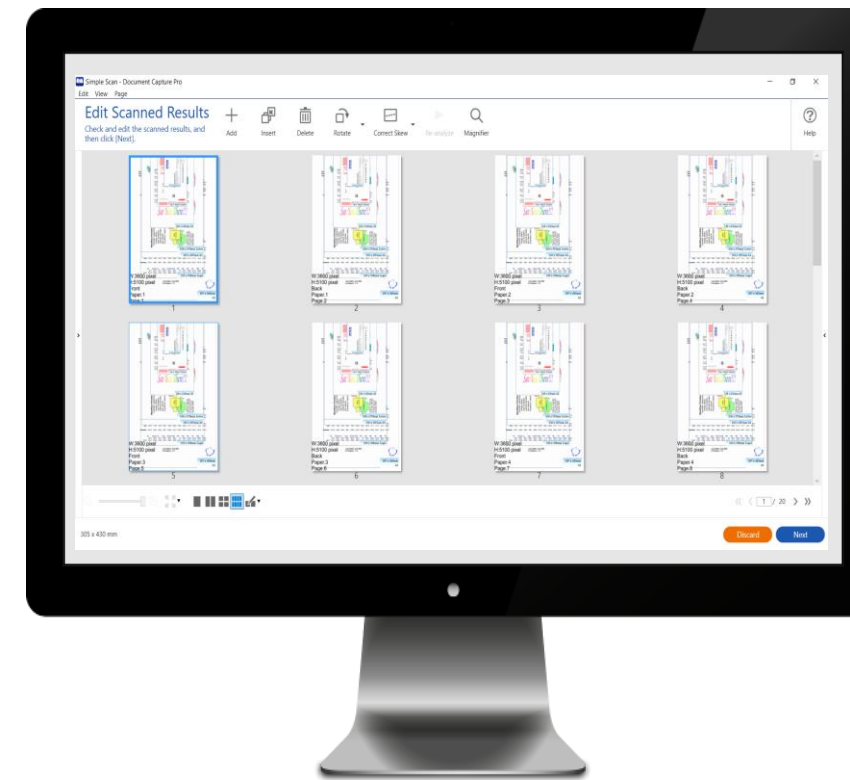


Business Scanners



Wide range of innovative and state of the art **document scanners**

Capture Solution



Epson Document Capture Suite easy-to-use scanning solution for capturing, separating and routing documents around a business and beyond




























Partnerships



Epson and its partners have developed a range of **software services and solutions** to maximise the performance and deliver greatest value from our document scanners.

SMB to Large Enterprises

Epson Document Scanners Portfolio

Flatbed	<div> DS-1630 DS-1660W</div> <div> DS-6500 DS-6500N</div> <div><div> DS-7500 DS-7500N</div><div> DS-50000 DS-50000N</div><div> DS-60000 DS-60000N</div><div> DS-70000 DS-70000N</div><div> Expression 13000XL</div><div> Expression 13000 XL PRO</div></div>
Sheetfed	<div> ES-500WII</div> <div> ES-580W</div> <div> DS-410</div> <div> DS-530II</div> <div> DS-730N</div> <div> DS-770II</div> <div> DS-790WN</div> <div><div> DS-800WN</div><div>50ppm</div></div> <div> DS-870</div> <div><div> DS-900WN</div><div>70ppm</div></div> <div> DS-970</div> <div> DS-30000</div> <div> DS-32000</div>
Compact	<div> ES-C320W</div> <div> ES-C380W</div> <div> DS-C330</div> <div> DS-C490</div>
Mobile	<div> ES-50 DS-70</div> <div> ES-60W DS-80W</div>
	<div>A4</div> <div>A3</div>

Perfection V39II



Micro USB

Power and connect from a single USB cable to your computer, no need for a separate power cable

4800dpi Optical Resolution

Ultra-compact design

USB powered

Upright scanning with integrated stand

Scan to cloud and photo sharing sites
(Facebook, Picasa)

Scan larger than A4
with stitching software

Create Searchable PDFs

Detachable lid

4 predefined one touch buttons:



PDF: Instantly create multipage searchable PDFs

Send: Scan to Cloud, FTP, Email etc

Copy: Sends scan images to print

Start: Instantly start scanning photos and documents

Customised scanning jobs (i.e. scan settings, save location etc) can also be assigned to all 4 push buttons to make regular repetitive scanning tasks easier.


FastFoto FF-680W

- **Wi-Fi b/g/n and USB 3.0** (cable included)
- **Scan speed (photos):** 1 photo/sec or 30 photos in 30 seconds (300dpi)
- **Scan speed (documents):** 45ppm duplex (90ipm) in colour or mono (300dpi)
- **Autofeeder:** Single-pass double-sided scanning
- **Autofeeder capacity (max):** 36 photos / 100 sheets A4 plain paper
- **Max scan size:** 21cm x 91cm
- **Optical resolution (max):** 600 dpi
- **Colour depth:** 24 bits colour / 8 bits mono
- **File formats:** jpeg, tiff, PDF, searchable PDF, doc, xls, ppt
- **OCR:** Yes for documents
- **Hand-writing detect:** Yes, auto-detect and scan for rear of photos
- **Compatibility:** Windows 7 or later, Mac OS X 10.11 or later
- **Size (wxdxh):** 296x169x175mm



Expression 13000XL

Optical Resolution up to 4.800 DPI



Quality



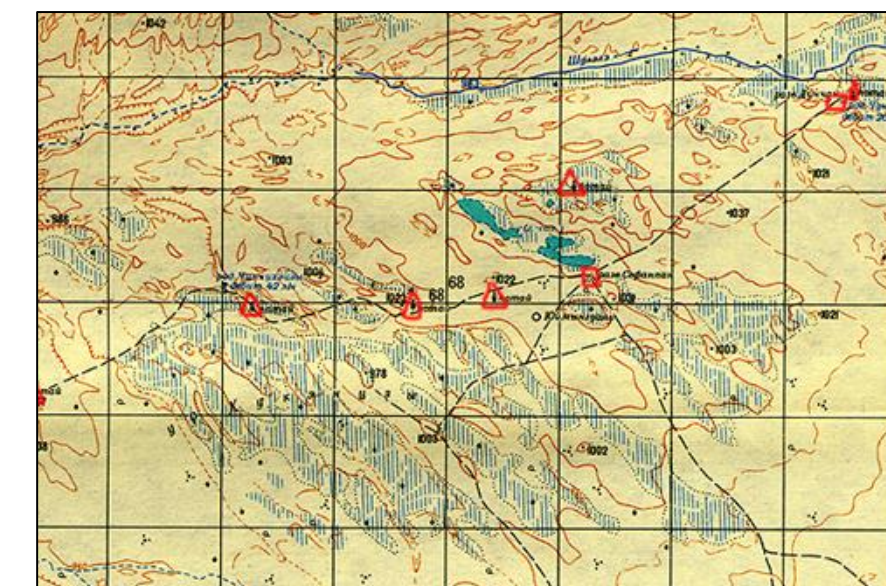
Government:

Military Geographical Service Dept. – Greece

- E12000XL is used to scan and archive in detail maps and plans



Accuracy



Precision

Museums and national archives also use the E13000XL/PRO to digitise their documents due to the high optical density (3.8Dmax). Among our end customers in Poland there are:

- The History Museum in Warsaw
- The Museum of Kuprian Culture
- The National Digital Archive

Exceptional Image Quality Expression 13000XL Pro



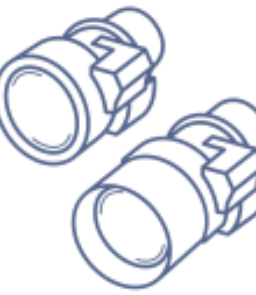
3.8 DMax

With the 6 line CCD Sensor a high optical density of 3.8 Dmax is achieved to deliver superior quality images with high contrast and definition




Dual Light technology (PRO version)

A bright white lamp is used for positive transparency scanning, while a blue light source is used for negative transparencies, cutting down on the processing time and improving the negative to positive conversion in the final image.




Auto Focus System

Optimal pinpoint focus within a range of up to 6mm above the original glass window. When activated in EpsonScan2, the auto focus optic system adjusts and focuses for clearer and sharper scans.




Glare Reduction

The glass that protects the CCD sensor is coated on both sides with anti reflection which eliminates image ghosting, improving the final image results



EPSON®

Epson's Compact Range



Workforce DS-C330

Type C
USB



WorkForce DS-C330

- A4 scanner (max scan size 215.9x3048mm)(min scan size 50.8 x 50.8mm)
- 30ppm/60 ipm duplex scanning (one pass)
- USB 2.0 – Type C connector
- U-Turn path and Straight path scanning
 - U turn path: 20-sheet ADF supporting 40-127gsm media
 - Straight path: 20-sheet ADF supporting 40-413gsm media (inc plastic cards)
- Driver: Windows, Mac, and Chromebook, Citrix
- Bundled DCP software and Epson Scan2
- Driver support for Windows, macOS and Linux
- Double-feed detection via Length
- Dirt-on-glass detection
- Paper protection (auto-stop on detecting a jam)
- 3,500 sheets daily duty cycle
- A3 stitching with carrier sheet
- Passport scanning with carrier sheet
- Document edge restoration



Workforce DS-C490

Type C
USB



WorkForce DS-C490




- A4 scanner (max scan size 215.9x**558mm**)(min scan size 50.8 x 50.8mm)
- **40ppm/80 ipm*** duplex scanning (one pass)
- USB 2.0 – Type C connector
- U-Turn path and Straight path scanning
 - U turn path: 20-sheet ADF supporting 40-127gsm media
 - Straight path: 20-sheet ADF supporting 40-413gsm media (inc plastic cards)
- Driverless: WSD, Mopria, Chromebook, Citrix, & AirPrint scanning (macOS)
- Bundled DCP software and Epson Scan2 supports Windows and macOS
- Driver support for Windows, macOS and Linux
- Double-feed detection by length & **Ultrasonic sensor**
- Dirt-on-glass detection
- Paper protection (auto-stop on detecting a jam)
- **4,500 sheets** daily duty cycle
- **A3 stitching without carrier sheet**
- **Passport scanning without carrier sheet**
- Document edge restoration
- **Slow Mode**

WorkForce DS-730N




40ppm / 80ipm scanning speed
at 300dpi colour



100 page document feeder capacity

4,500 page daily duty cycle



27-413gsm media capability
Scan over 6m



Slow mode

Double Feed Detection Skip (DFDS)



WorkForce DS-790WN

WorkForce DS-790WN

Premium network scanner with stand-alone features for authenticated multi-user environments



WorkForce DS-790WN

- A4 scanner (max scan size 215.9x6096mm)
- 45ppm/90 ipm* auto-duplex scanning (one pass)
- + Wi-Fi/Wi-Fi Direct, Gigabit ethernet and USB 3.0
- 100-sheet ADF supporting 27-413gsm media (inc plastic cards)
- + Advanced authentication features (LDAP & 50 users in internal memory)
- + User-authenticated account profiling (control features/layout)
- Authenticate with credentials, PIN or ID cards (card reader not included)
- + 10.9cm colour touchscreen display
- + Customise the screen (for layout and frequently used presets, etc)
- + Scan direct to cloud, network folders, and email (no PC required)
- + Scan direct to USB memory devices (USB host slot on rear)
- + Epson Smart Panel app for mobile devices (iOS and Android)
- + Driverless: WSD, Mopria, Chromebook, Citrix, & AirPrint scanning (macOS)
- Bundled DCP software and Epson Scan2 supports Windows and macOS
- Driver support for Windows, macOS and Linux (see later slide for info)
- Double-feed detection
- + Dirt-on-glass detection
- Paper protection (auto-stop on detecting a jam or staples)
- + 7,000 sheets daily duty cycle
- Size closed (wxdxh): 296 x 169 x 167mm


+ improvement on predecessor

*Based on A4-sized document scans at 300 dpi in black-and-white or colour mode

WorkForce DS-870




65 ppm / 130ipm scanning speed
at 300dpi colour



100 page document feeder capacity

7,000 page duty cycle




27-413gsm media capability



Slow mode


Double Feed Detection Skip (DFDS)



WorkForce DS-970




85 ppm / 170ipm scanning speed
at 300dpi colour



100 page document feeder capacity

9,000 page duty cycle




27-413gsm media capability



Slow mode


Double Feed Detection Skip (DFDS)



WorkForce DS-30000




70ppm / 140ipm scanning speed
at 300dpi colour



120 page document feeder capacity

30,000 page duty cycle



27-413gsm media capability
Over sized A3 scanning including A2 Folio Scanning
Passport scanning capability

Epson Document Protection Technology including
ultra sonic sensors and skew detection



Slow mode


Double Feed Detection Skip (DFDS)



WorkForce DS-32000




90ppm / 180ipm scanning speed at 300dpi colour



120 page document feeder capacity

40,000 page duty cycle



20-413gsm media capability

Over sized A3 scanning including A2 Folio scanning


Passport scanning capability



Epson Advanced Document Protection Technology including ultra sonic sensors, staple & skew detection.


Slow mode

Double Feed Detection Skip (DFDS)



Versatile thanks to storage, normal and horizontal adjustable chassis.


Automatic power on/off with storage position



New Open Platform Scanners




Product Overview - DS-800WN & DS-900WN



50 ppm / 70 ppm Speed



100 pages Document Feeder Capacity



8,000 & 11,000 sheets Daily Scan Volume



USB, Network and Wi-Fi Connectivity



27 to 413gsm paper weights capability
4.3-inch Touch Screen

High-speed A4 sheetfed scanners
Integrated NW
Open Platform capabilities

EPSON®


Customer Values



Scan to functions, NW folder, email and USB with no PC



Open Platform: Integrate solution to work directly on the scanner



Multiple Connectivities (USB/LAN/Wi-Fi)



Low power consumption




High Speed, Versatility




DS-800WN / DS-900WN

EPSON®




Our A4 Network & Wi-Fi Line Up



DS-800WN	DS-900WN	DS-790WN
50ppm / 100ipm	70ppm / 140ipm	45ppm / 90ipm
100 sheet ADF	100 sheet ADF	100 sheet ADF
8,000 sheets Daily Scan Volume	11,000 sheets Daily Scan Volume	7,000 sheets Daily Scan Volume
4.3” Touch Screen	4.3” Touch Screen	4.3” Touch Screen
USB 3.0 / Network / Wi-Fi	USB 3.0 / Network / Wi-Fi	USB 3.0 / Network / Wi-Fi
Scan To Function (PC less)	Scan To Function (PC less)	Scan To Function (PC less)
Open Platform	Open Platform	-

Product Overview



DS-800WN & DS-900WN

High-speed A4 sheetfed scanners with integrated NW and Open Platform capabilities, designed for businesses and organisations with demanding scanning needs.

	DS-900WN	DS-800WN	DS-790WN
Scan speed	70ppm	50ppm	45ppm
Daily Duty Cycle	11,000 sheets/day	8,000 sheets/day	7,000 sheets/day
Connectivity	USB3.0/LAN/Wi-Fi(2.4/5.0GHz)		
ADF	100 sheets		
Paper weight	27~413g/m ²		
Touch Panel size	4.3"		
ScanTo (PC less)	✓		
Open Platform	✓	✓	-
Authentication	EPA (Server) / EPAS (Serverless)		Main Unit Authentication
Paper Alignment Plate	Bundled/Optional	Optional	-



FY24 – A4 Sheetfed Scan Line Up

A4 Sheetfed

26ppm



DS-410

35ppm



ES-500WII

ScanWay

35ppm



ES-580W

35ppm



DS-530II

40ppm



DS-730N

45ppm



DS-770II

ScanWay

45ppm



DS-790WN

ScanWay

50ppm



DS-800WN

65ppm



DS-870

ScanWay

70ppm



DS-900WN

85ppm



DS-970



OPEN PLATFORM MARKET

Target Customers

- End users using Windows embedded models
- End users using MFP due to Windows embedded model's high price and security concern
- End users looking to scan documents through a simple solution that can be used on the touch panel
- ISVs who can integrate their solution and target ALL vertical segments

HIGH-SPEED MARKET

Target Customers

- Require fast, reliable and high-quality document scanning capabilities

DS-800WN/DS-900WN
Target Market



Target Market \leftrightarrow Customer Values



Open Platform Market

No Installation on devices

Compatible with ISV Apps on MFP

Track User on ISV server

Cheaper than Competitor OP Models

Higher Speed than Competitor OP Models

Highly Secured Open Platform

Web-based OP as opposed to competitors Windows embedded device

High-speed Segment Market

Scan to functions, NW folder, email and USB with no PC (ScanWay)

High Speed Versatility

Paper Protection

Dirt-on-Glass Detection

Alignment Plate

Low power consumption

Multiple Connectivities (USB/LAN/Wi-Fi)

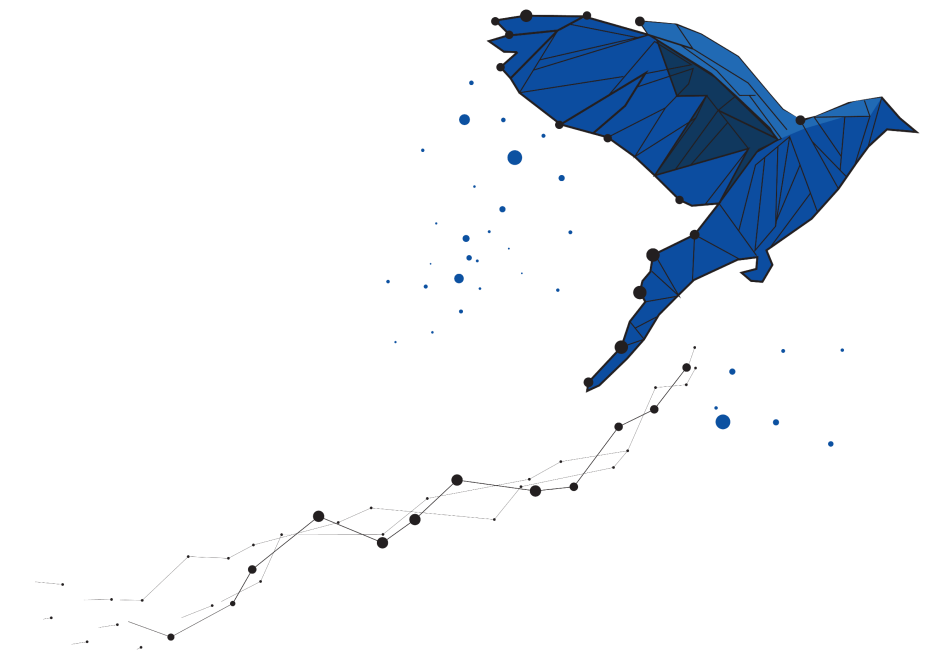


DS-800WN/DS-900WN



Performance

Various Interface Support



Various interface support compared to High-speed segment models

USB 3.2 Gen1 / LAN / **Wi-Fi(2.4/5.0GHz)**

- Connecting to a host device and the Internet
- 2.4GHz support

USB 2.0 Host interface

- **Support USB drive and NFC card reader**


Various interface support compared to OP competitor models

USB 3.2 Gen1 / LAN / **Wi-Fi(2.4/5.0GHz)**

- Connecting to a host device and the Internet
- 2.4GHz support

USB 2.0 Host interface

- Support USB drive and NFC card reader




 Performance


Alignment for Paper Delivery

The Paper Alignment Plate keeps your documents aligned on paper delivery:


- Prevent paper spread by speed control
- Align small papers by preventing paper spread



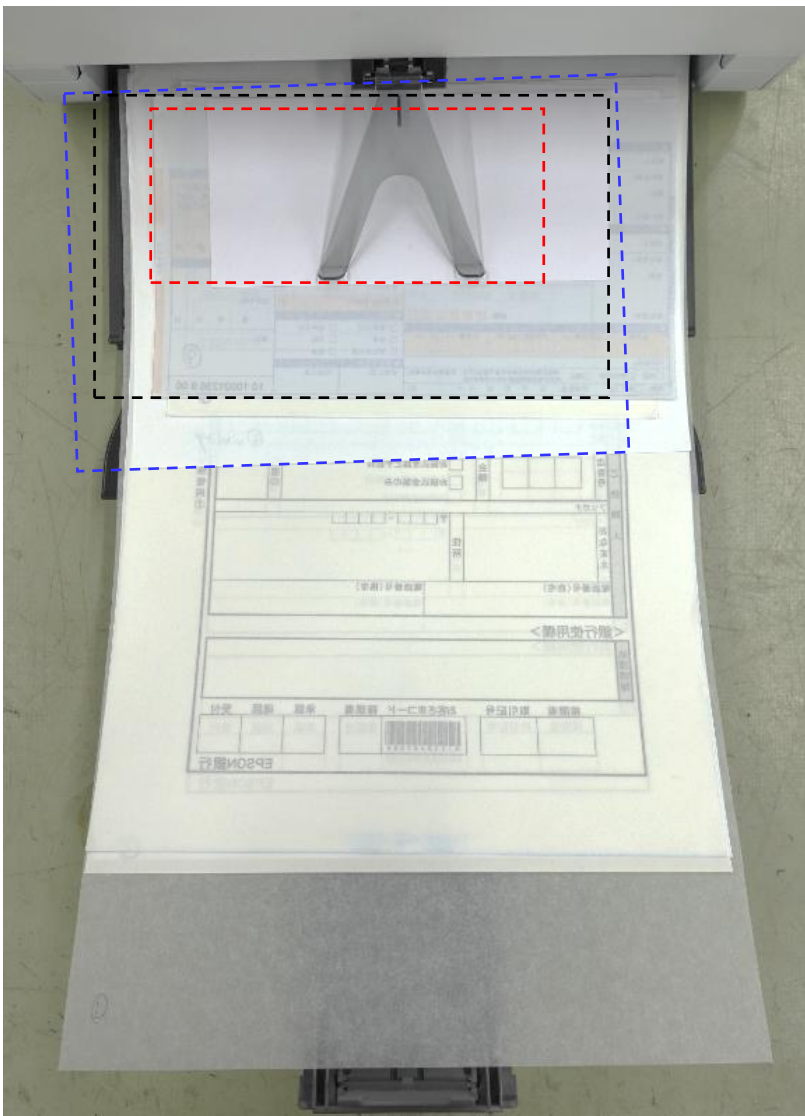
Paper Alignment plate
DS-800WN : Option
DS-900WN : Bundled




No paper alignment plate



With paper alignment plate



Product Features | Functions



Functions ScanTo functions

“ScanWay, which has evolved from the ScanTo function, not only provides a shared environment through network connection but also offers a scan & send feature that does not require a PC. Complemented by the ‘panel customization function’ and ‘user authentication function,’ it provides both scanner users and administrators with an easy, reliable, and secure scanning solution.”



Product Features | Usability



Usability

New Operation Panel

Same usability as MFP

1st use of button keys for Scanners

- Prevent incoming dust
- Easier cleaning than DS-790WN



Usability of main unit panel is similar to Epson MFPs

DS-800WN/900WN

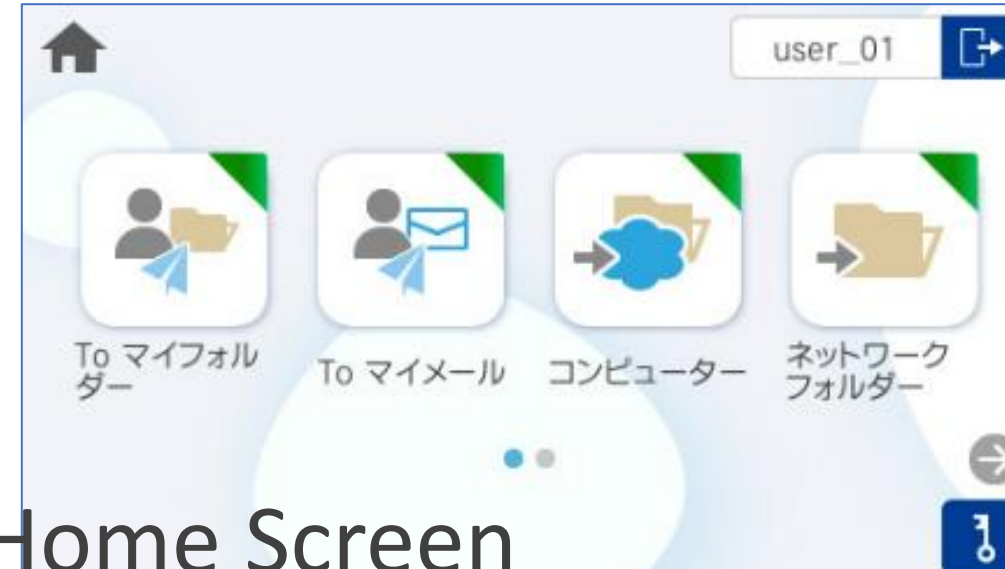
Epson Print Admin Serverless

ようこそ
認証カードをかざすかユーザーIDとパスワードを入力してください。



ユーザーIDとパスワード

EPAS Login Screen



EPAS Home Screen

MFP

Epson Print Admin Serverless

Welcome

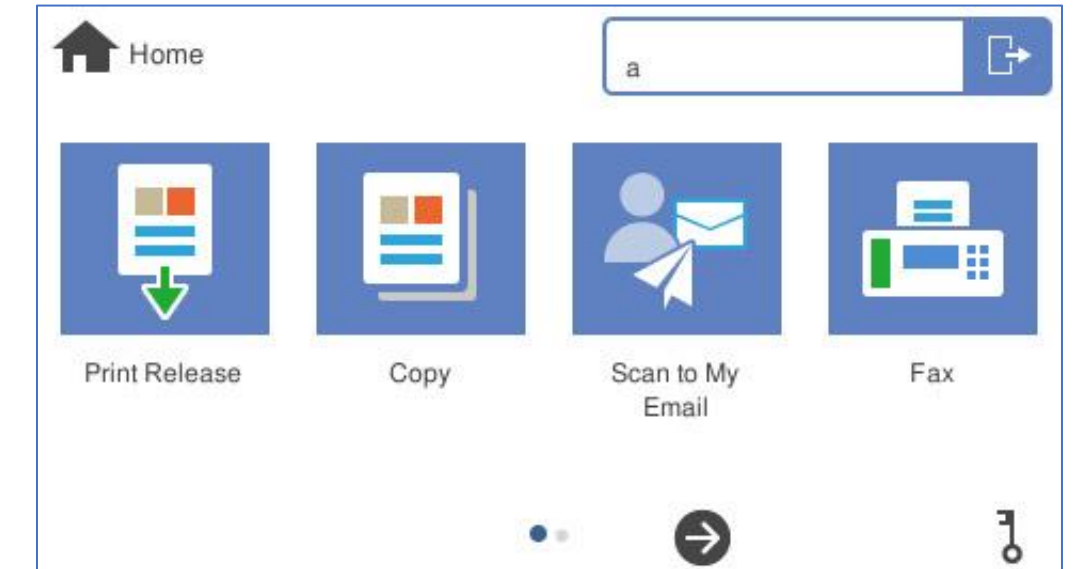
Please swipe your authentication card or enter your User ID and Password.



User ID and Password

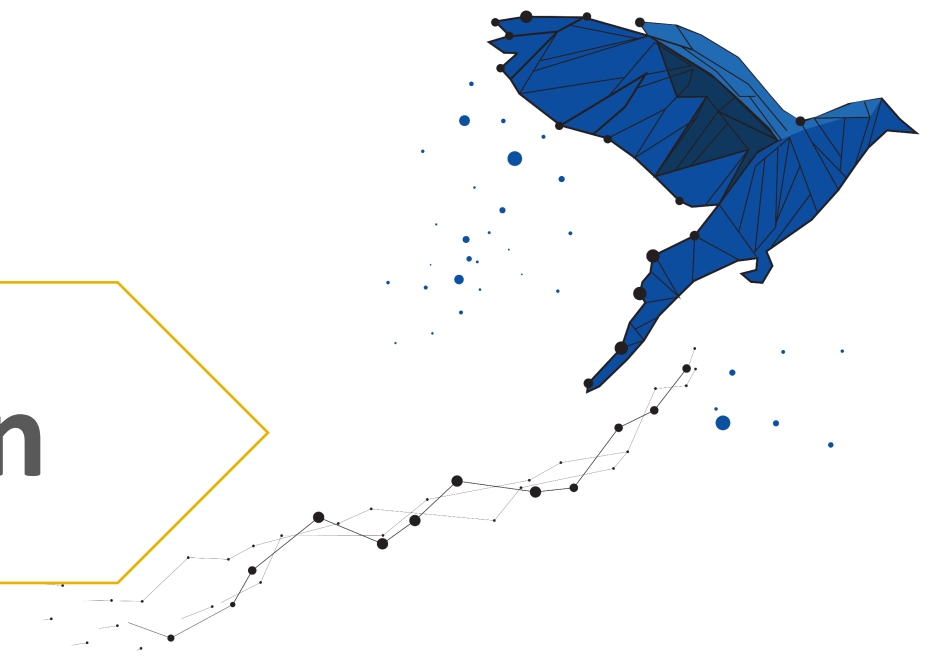


Copy



EPSON®

Product Features | Reliability

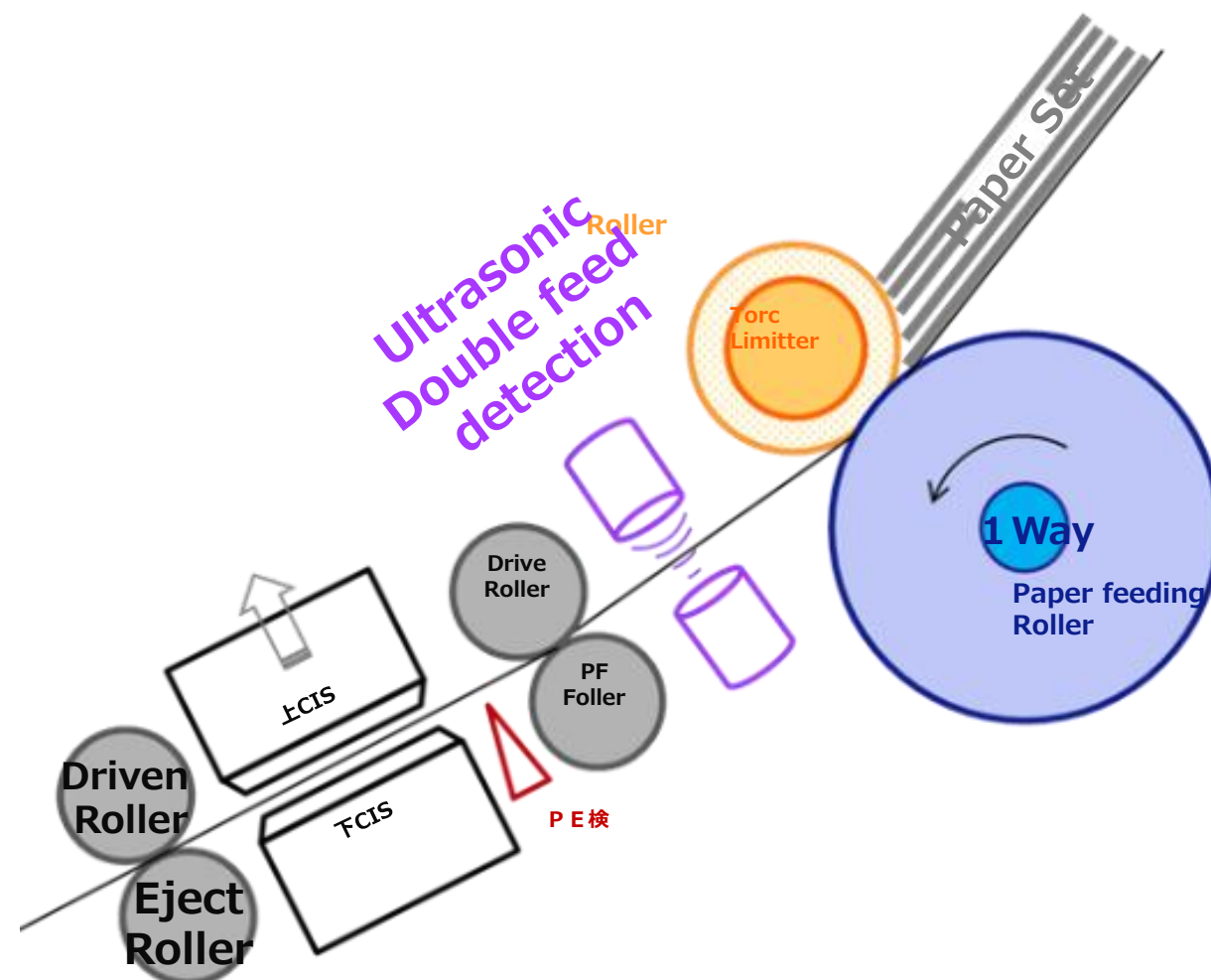


Reliability

Double Feed Detection | Dirt-On-Glass | Paper Protection

Double feed detection:

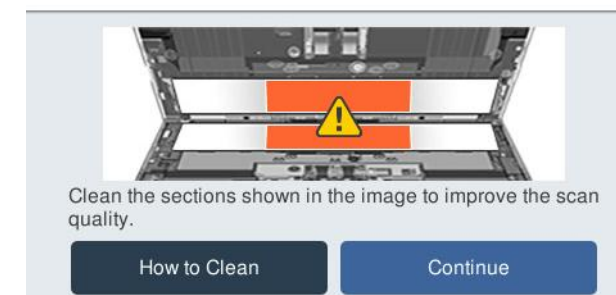
- Detects double feed through Ultrasonic sensor.
- Improves the productivity by avoiding re-scanning of batches



Detects Dirt-On-Glass:

- At Power ON timing
- At closing scanner cover timing
- At the end of scan job timing

Dividing sensor glass into 3 areas:



Paper Protection on Paper Load

Detects abnormality in paper feeding like skew, paper jams, stapled document or rotation and stops immediately to protect the documents.

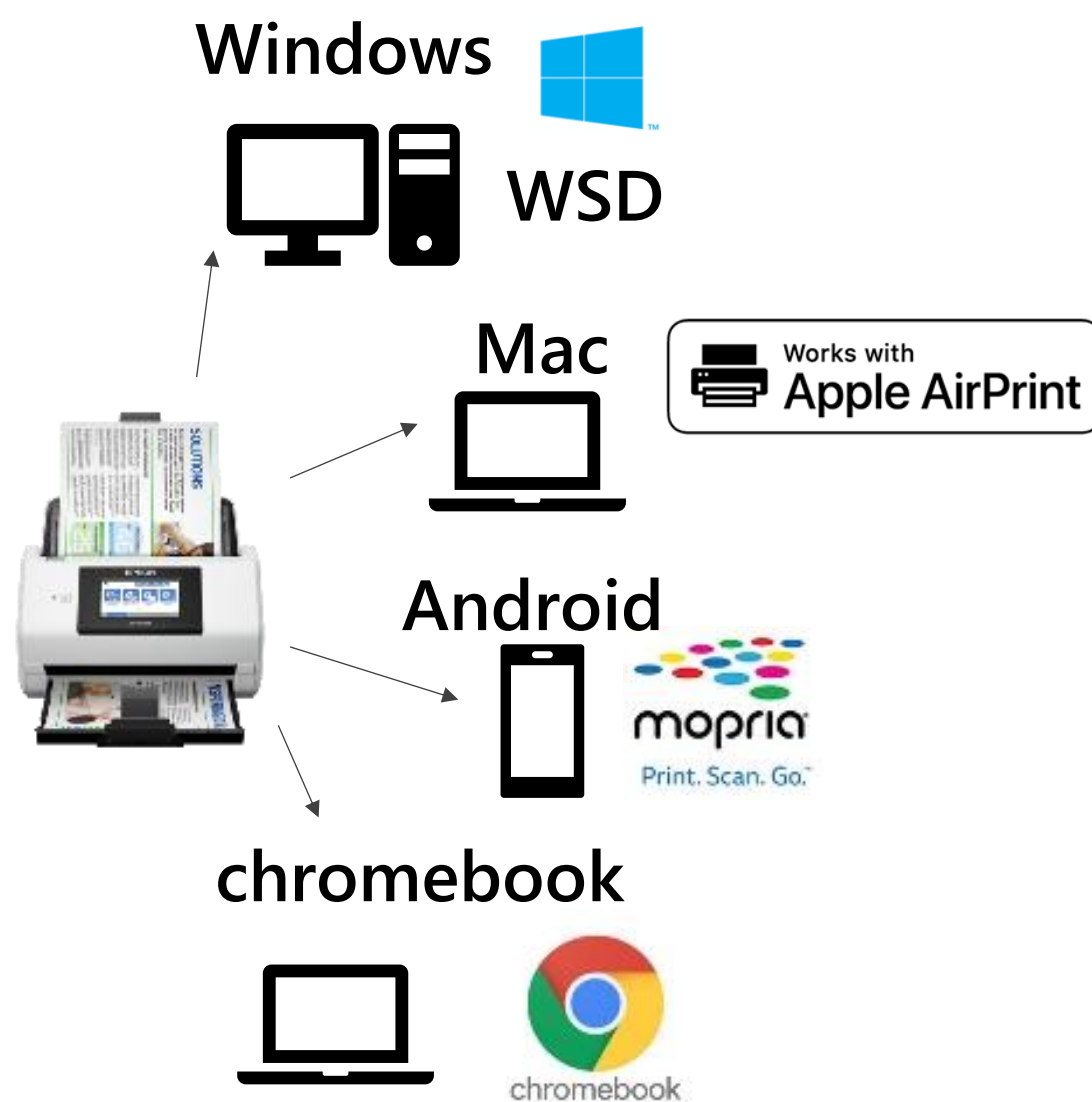


EPSON®

Additional Features

Supported OS - Driverless Scanning

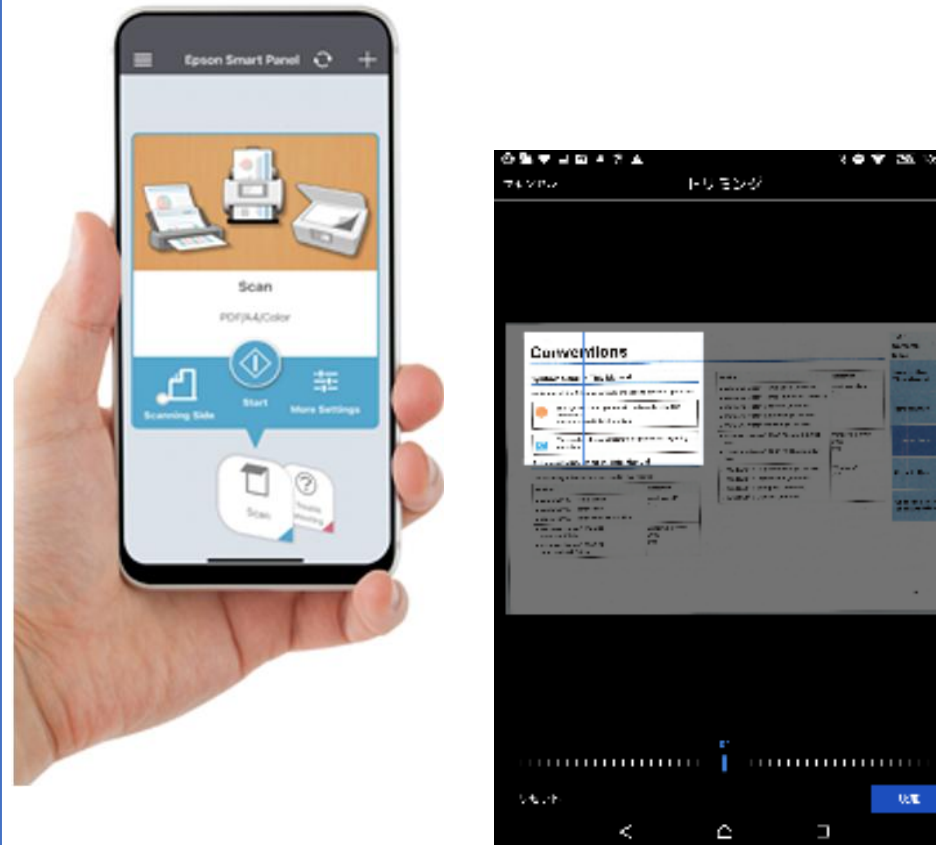
- Does not require any software or drivers to be installed
- Scanner is compatible with the native built-in driver of the operating system



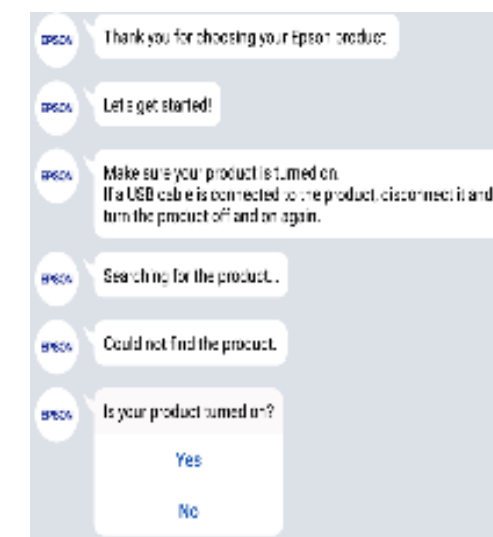
Smart Panel App:

Easy scan from smart device and send directly via e-mail/cloud or to specific folder.

- Easy setup by Chatbot
- Easy Operation by friendly UI
- Simple edit functions(Rotation, cropping etc..)



Simple edit functions

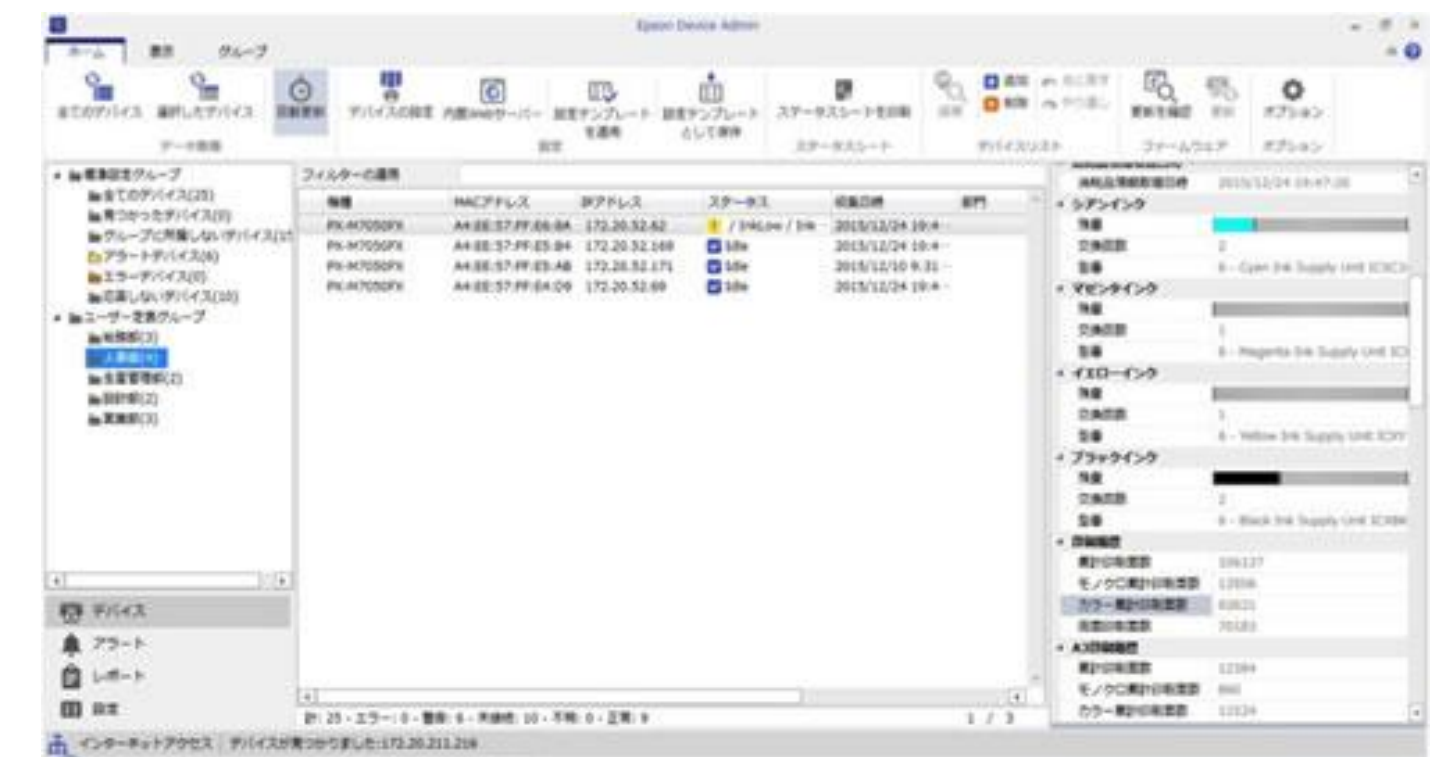



Setup Chatbot

EPSON Device Admin

Manage and configure Epson products via network or USB.

- Centrally manage the scanner and check device status
- Notify admin by email when consumables need replacement or any error (Like paper jam)
- Remotely configure the scanner






Supports Citrix Virtual Apps and Desktop

Supports Citrix's client virtualization products "**Citrix Virtual Apps and Desktop**"
(Old products was "XenApp", "XenDesktop")

Includes a **Citrix Certification**

Disclose products name on the Citrix Web site after registration.
(Citrix Ready Partners)

Previously Citrix Ready Market Place: <https://citrixready.citrix.com/>



15 Mins

Epson's new A4 flatbed




Automatic document feeder and flatbed A4 scanner



USB model
DS-1730

DS-1760WN
Network model



Introducing New A4 Flatbed – DS-1730 & DS-1760WN

EPSON®

Launch date

- October 2025

Predecessor models

- DS-1660W



DS-1730



DS-1760WN

Introducing New A4 Flatbed – DS-1730 & DS-1760WN

EPSON®



DS-1730



DS-1760WN

Purpose of launch

To support cost-conscious SMEs and public offices still reliant on flatbed scanners, ensuring we remain the preferred brand for affordable, reliable scanning solutions.

Target Market

Small to medium-sized businesses requiring fast, reliable, and high-quality duplex scanning for a variety of document sizes, including A4 papers and ID cards.

Product Overview

Affordable precision for everyday scanning needs

DS-1730



A4 document flatbed scanner

Improved scanning speed -> 30ppm/60ipm

ADF capacity increased -> 60 Sheets

A4 Wi-fi/Network flatbed scanner



Improved scanning speed -> 30ppm/60ipm

ADF capacity increased -> 60 Sheets

Scan to function



DS-1760WN

EPSON®

DS-1730 & DS-1760WN: Predecessors Comparisons

vs Predecessors:

- Improved speed
- Single-pass duplex scanning

	DS-1730	DS-1630	DS-1760WN	DS-1660W
Scan speed (300dpi)	30ppm / 60ipm	25ppm / 10ipm	30ppm / 60ipm	25ppm / 10ipm
FB Speed (300dpi)	6 sec.	7 sec.	6 sec.	7 sec.
Daily Duty Cycle	3,000 pages	1,500 pages	3,000 pages	1,500 pages
Connectivity	USB 2.0	USB 3.0	USB 2.0/LAN/Wi-Fi	USB 3.0/Wi-Fi
ADF	60 sheets	50 sheets	60 sheets	50 sheets
Paper weight	50-120gsm	50-120gsm	50-120gsm	50-120gsm
Touch Panel size	-	-	2.4"	-
ScanTo (PC less)	-	-	✓	-

Epson Document Scanners Line-up - Positioning



Flatbed



DS-1630
DS-1660W - EOL



DS-1730
DS-1760WN



DS-6500



DS-7500



DS-50000
DS-50000N



DS-60000
DS-60000N



DS-70000
DS-70000N



Expression 13000XL



Expression 13000 XL PRO

Sheetfed



ES-500WII



ES-580W



DS-410



DS-530II



DS-730N



DS-770II



DS-790WN



DS-800WN



DS-870



DS-900WN



DS-970



DS-30000



DS-32000

Compact



ES-C320W



ES-C380W



DS-C330



DS-C490

Mobile



ES-50 DS-70



ES-60W DS-80W

A4

A3

A4 Flatbed Document Scanners – Speed Positioning



25ppm

ADF 100



DS-6500

30 ppm

ADF 60



DS-1730

ScanWay



30 ppm

ADF 60



DS-1760WN

40ppm

ADF 100



DS-7500

改善

Product Features


改善

Introducing DS-1730 / DS-1760WN



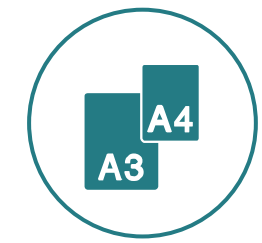
30ppm / 60ipm scanning speed at 300dpi colour - 6 sec. per page Flatbed Speed

60 Sheets Automatic Document Feeder Capacity (ADF)



3,000 pages Daily Duty Cycle

50-120gsm media capability



USB 2.0



DS-1760WN Additional Features

Wi-Fi & Integrated Network

2.4 inch. Touch Panel size

Scan To Function: Email, FTP/SFTP, Network Folder, Microsoft SharePoint, Cloud Services (Microsoft SharePoint Online, Teams, OneDrive, OneNote, Google Drive & DropBox)



Wide Media Handling

EPSON®

ADF



Mixed Documents

- High-quality paper
- Recycled paper
- Plain paper
- Postcards
- Loose-leaf with hole
- Thermal paper



Long Documents

- A4 Size
- US letters
- Legal Size
- Long paper (Scanned under 300dpi)
 - DS-1730 ~3,048mm
 - DS-1760WN ~5,461mm

Flatbed



ID cards & Passports



Books



With DS-1760WN

It's possible to scan up to 5,461mm

It can scan Medical Recording Paper Roll in Hospitals.

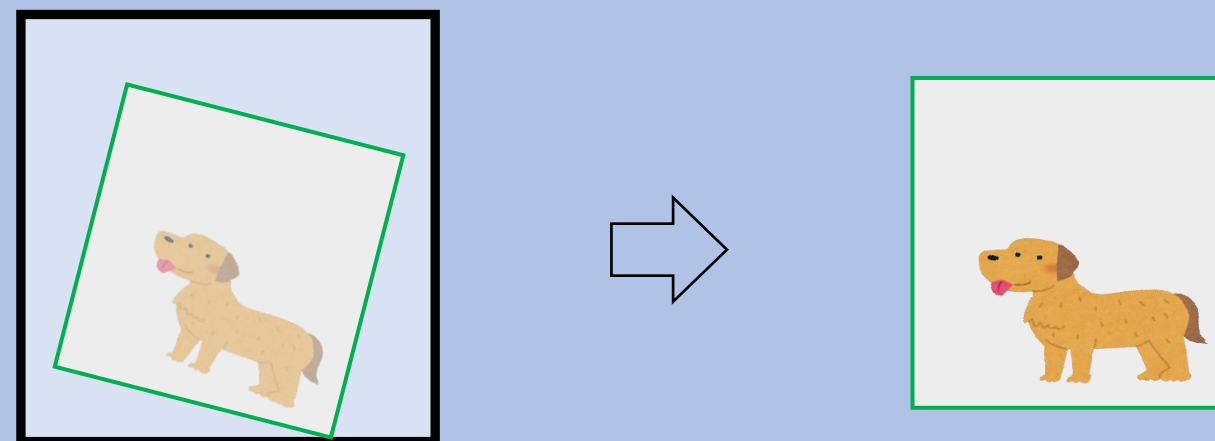
Flatbed Automatic Cropping

EPSON®

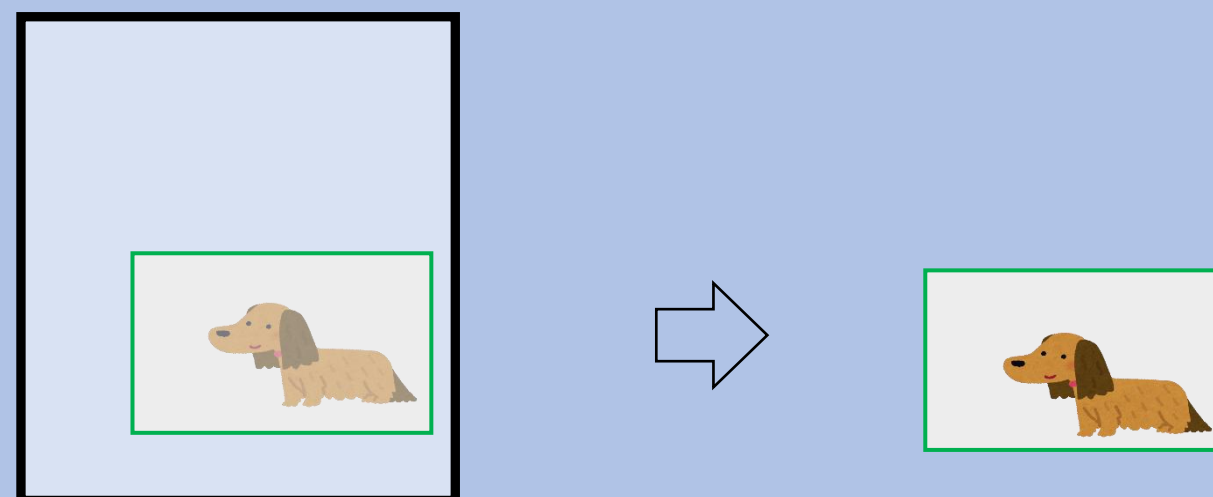
New to
EPSON Scan

Single Document Cropping

Skew the document automatically

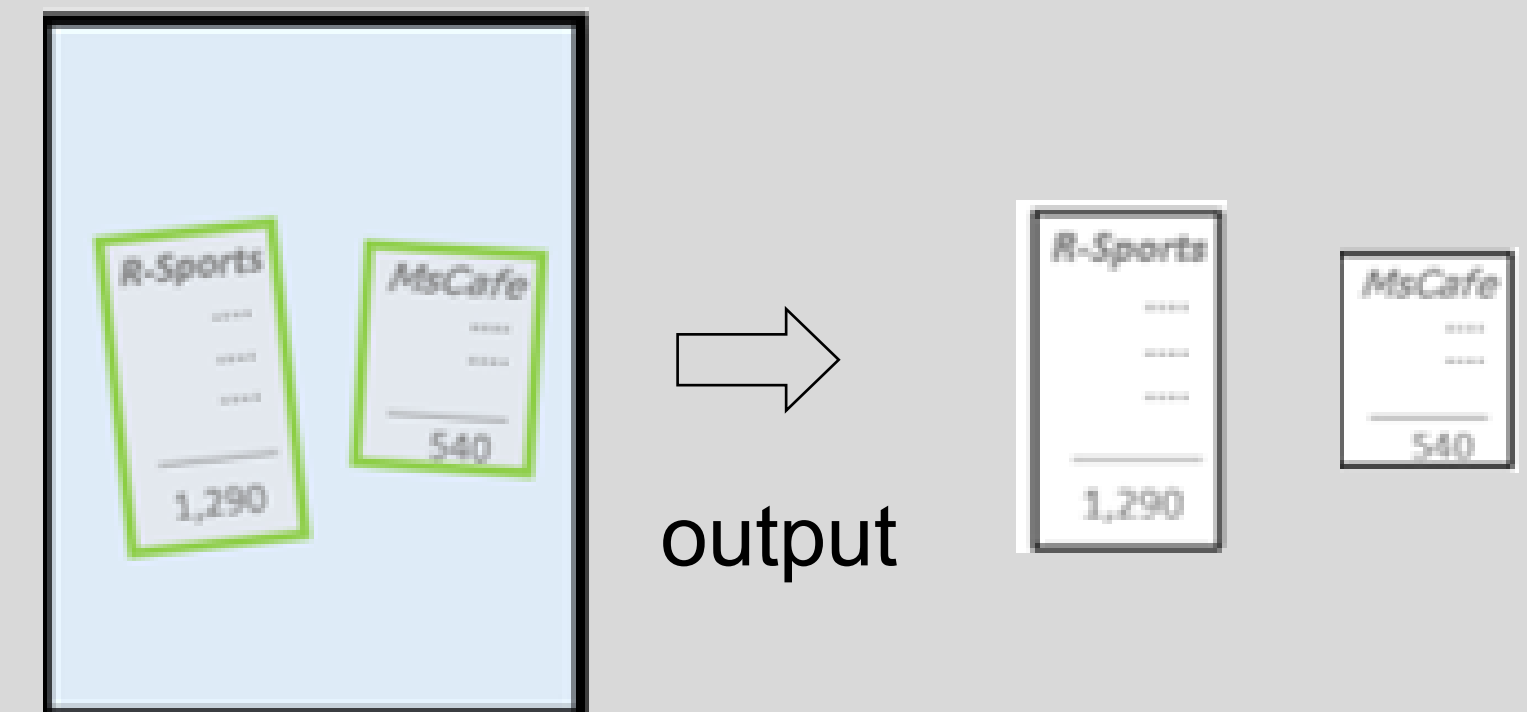


Auto-detect size even non-standard size.
Output matches the original document size



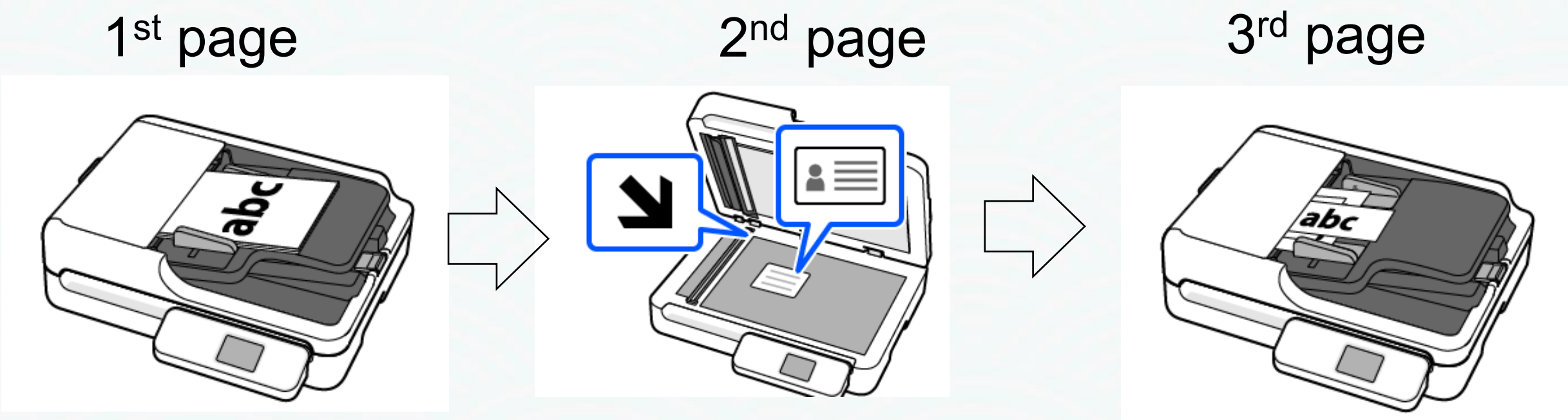
Multiple Documents Cropping

- Scan multiple documents at once (business cards, receipts). Save as separate files
- Output same original size




Continuous Scanning of ADF & Flatbed

Continuous scanning by ADF and Flatbed, and output to a single file with autocropping



DS-1630 & DS-1660W


Output scanned by flatbed will be the maximum area. (A4 length size)



Paper size setting: Auto detect

DS-1730 & DS-1760WN

Output matches original size even scanned by flatbed.

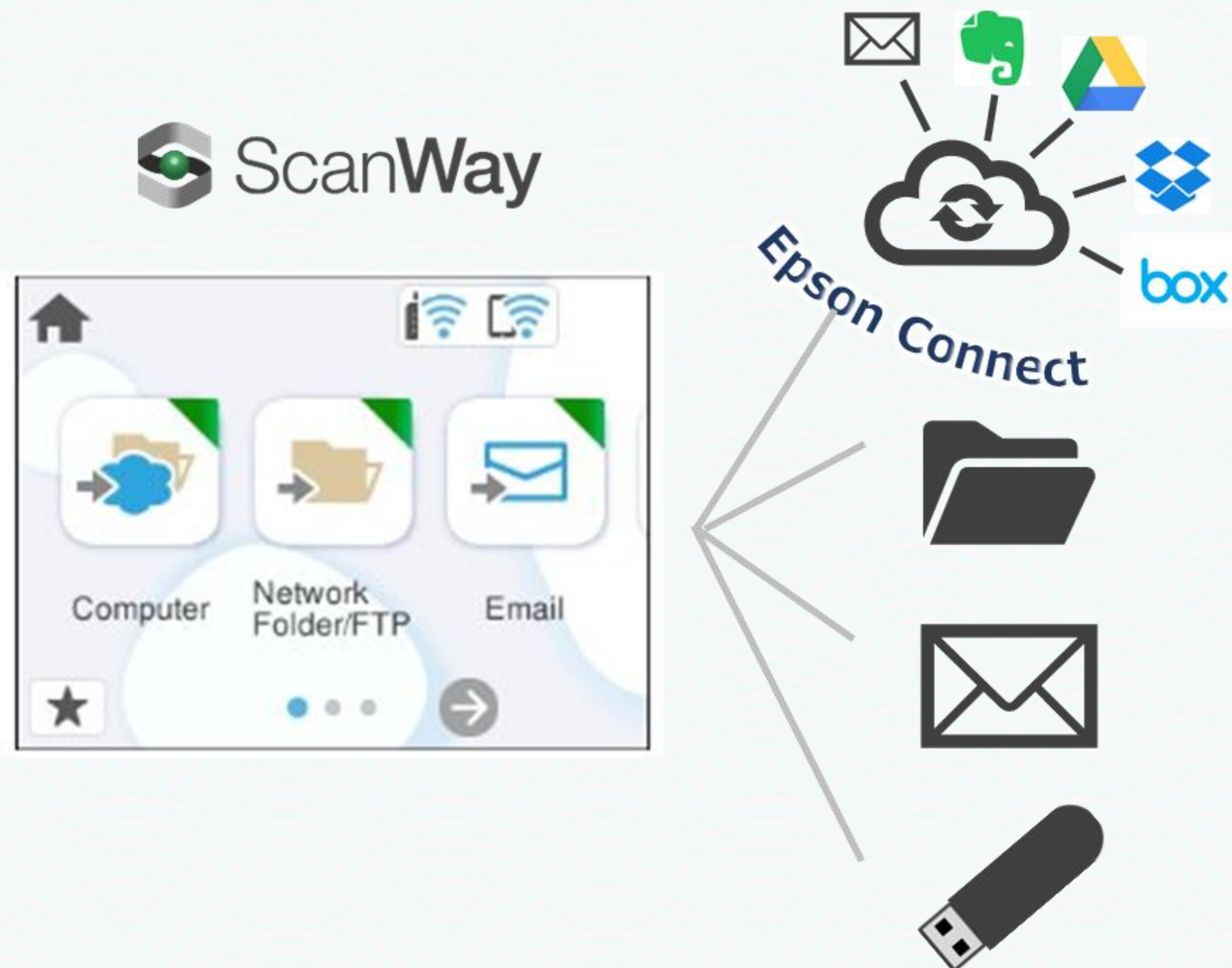


ScanTo Function

EPSON®

Scan and send directly without the need for a computer with 2.4-inch touch panel

Only
DS-1760WN



Send to online storage

Supported cloud services:
Evernote®, Google Drive™
Dropbox, Box, OneDrive®
SharePoint® Online, Teams®

Send to Network Folder

Send by email

External USB storage

Supports Various Interface


	DS-1730	DS-1760WN	DS-1660W
USB	2.0	2.0	3.0
Wifi	-	Wi-Fi 2.4 / Wi-Fi Direct	Wi-Fi 2.4GHz
Ethernet	-	10/100/1000	-

DS-1760WN - Supports Wi-Fi 802.11k/v/r

Automatically connects to the most stable access point in multi-AP environments like mesh Wi-Fi.

- 802.11k – Helps your device quickly find nearby access points.
- 802.11v – Lets the network guide your device to a better access point.
- 802.11r – Switching between access points more quickly

Colour/gray/Monochrome Automatic Detection



With other Models*

With the new Automatic Detection

Automatic detection of Color/gray/Monochrome



Automatically detects three types: color/gray/monochrome! You can retain information you don't want to lose and reduce the file size!

***Note:** Models such as DS-790WN and newer support Automatic Detection

Epson Technologies





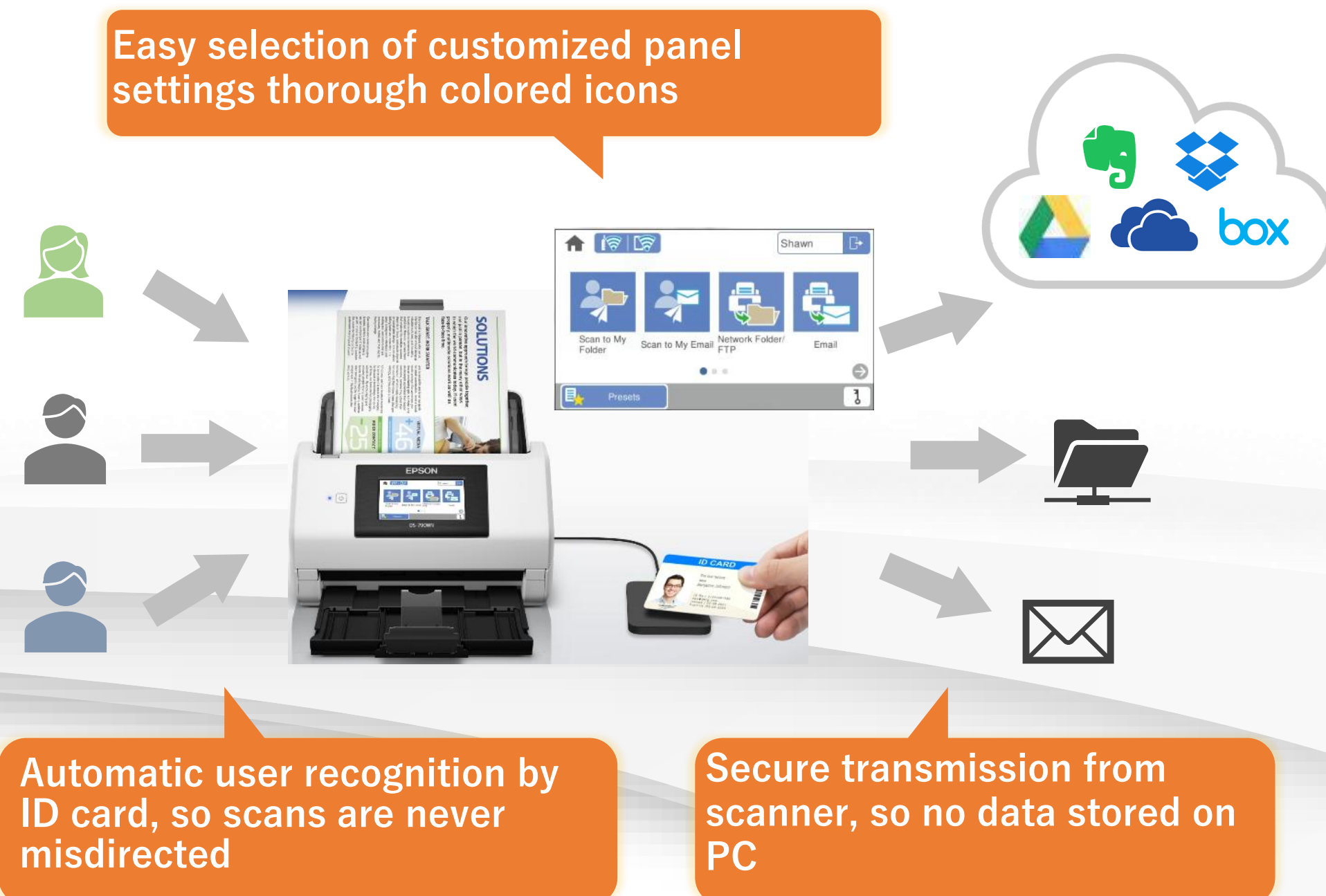
No PC required - Use the 10.9cm touchscreen and scan directly

With the Epson ScanWay, you can send data directly to email or to a secure network folder without the need for a computer.

The operator simply selects the destination and presses a button, just like a fax machine, leading to less training and more secure scanned data.

Additional functions ScanWay products might include are:


- User Authentication
- Secure transmission from scanner, so no data stored on PC
- Control-panel customisation



Applies to

ES-C380W/ES-580W/

DS-790WN/DS-800WN/DS-900WN



ES-C380W



ES-580W




DS-790WN



DS-800WN / DS-900WN

Compact-size Scanners

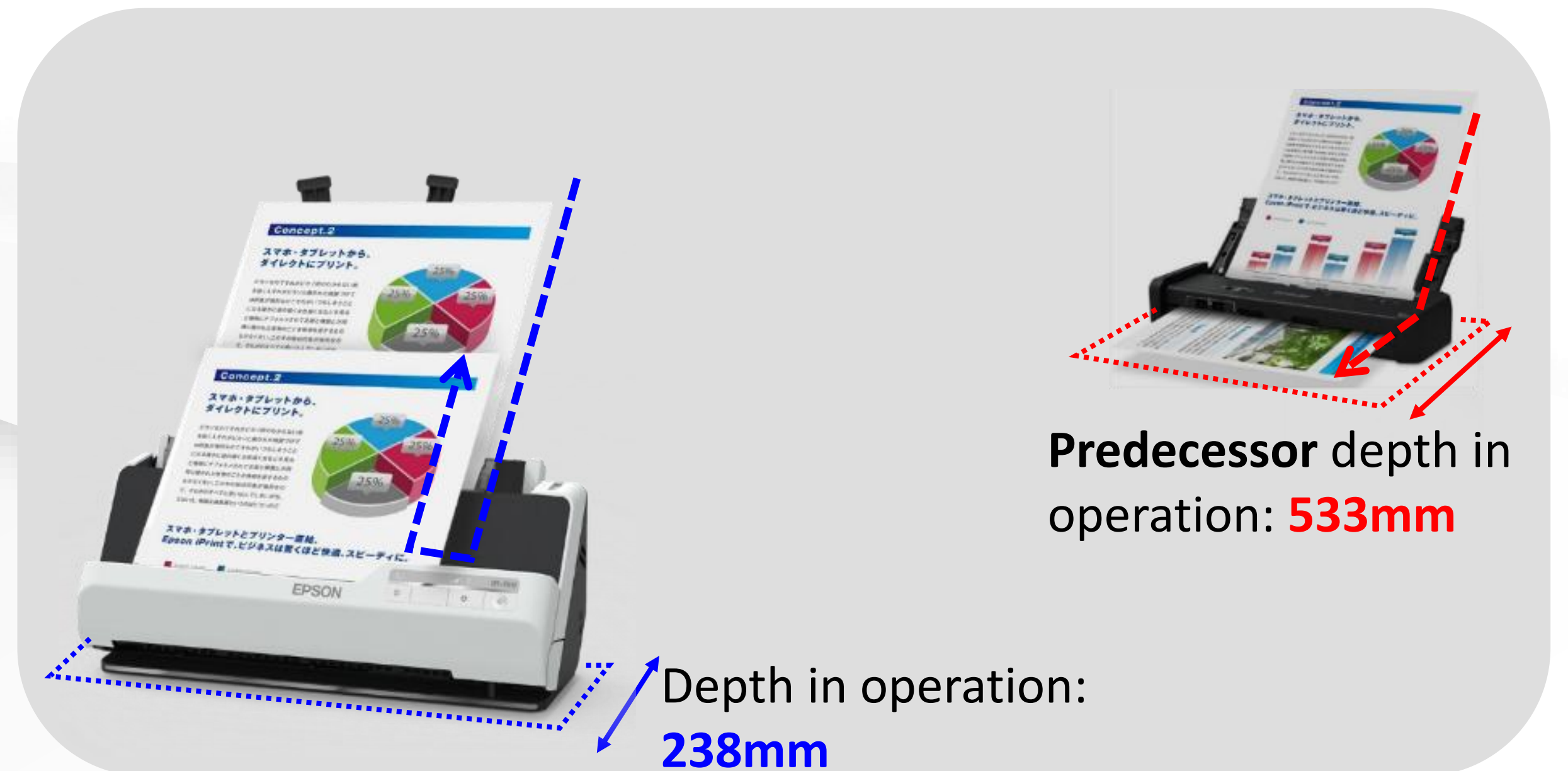


**More space-saving than competitors
In the vertical path position**

Smallest Footprint

Space saving design even whilst in operation with vertical u-path position.

Epson's scanners have a smaller footprint by improving the layout design and miniaturization of parts when compared to competitors.




**Predecessor depth in
operation: 533mm**

**Depth in operation:
238mm**

Passport Scanning

You can scan booklets without using a separate flatbed scanner or passport carrier sheet.



EPSON DS-C490

Epson DS-C490 allows you to scan booklets without using a passport carrier sheet. You can easily scan booklets by simply changing the position of the main unit.



EPSON



Use flatbed scanner dock option




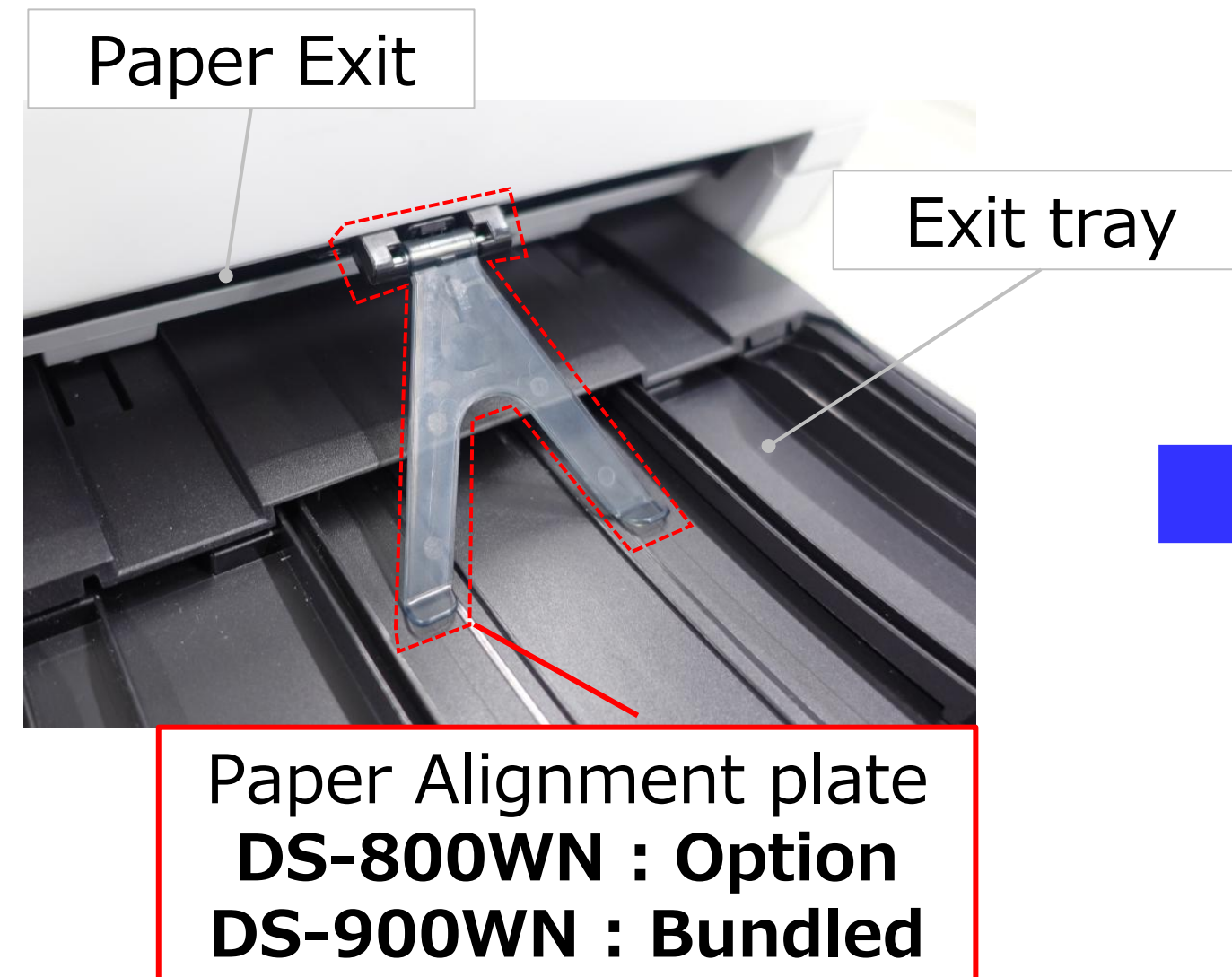
Scan by inserting it into the passport carrier sheet

Competitor


Front loading
User must support the booklet until the scanner pulls it in



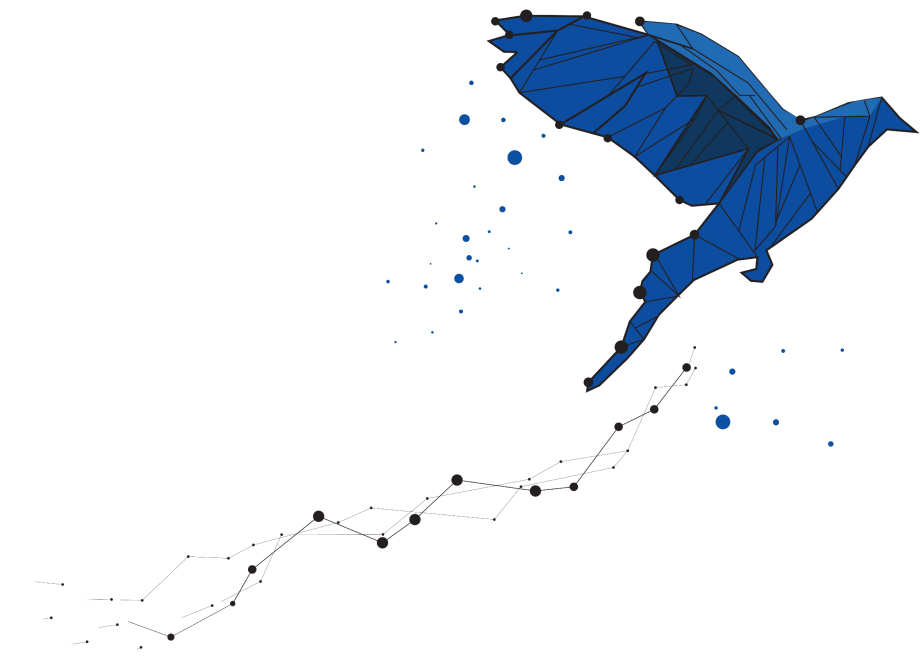

Alignment for Paper Delivery



No paper alignment plate



With paper alignment plate



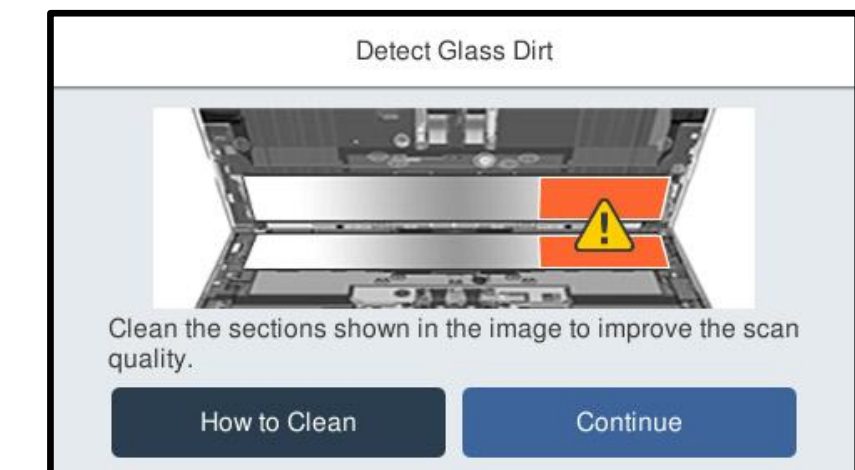
The Paper Alignment Plate keeps your documents aligned on paper delivery:

- Prevent paper spread by speed control
- Align small papers by preventing paper spread

Paper Protection & Dirt-On-Glass Detection

Paper Protection

Epson's paper protection technology "PaperCare" predicts paper jams with a dedicated sensor, if there's any abnormality in paper feeding, it stops the paper feed immediately to protect the customer's documents.



Dirt-On-Glass Detection

Dirt on glass is detected before the scan begins and the scanner alerts the user in case the glass needs cleaning, saving unnecessary re-scanning time



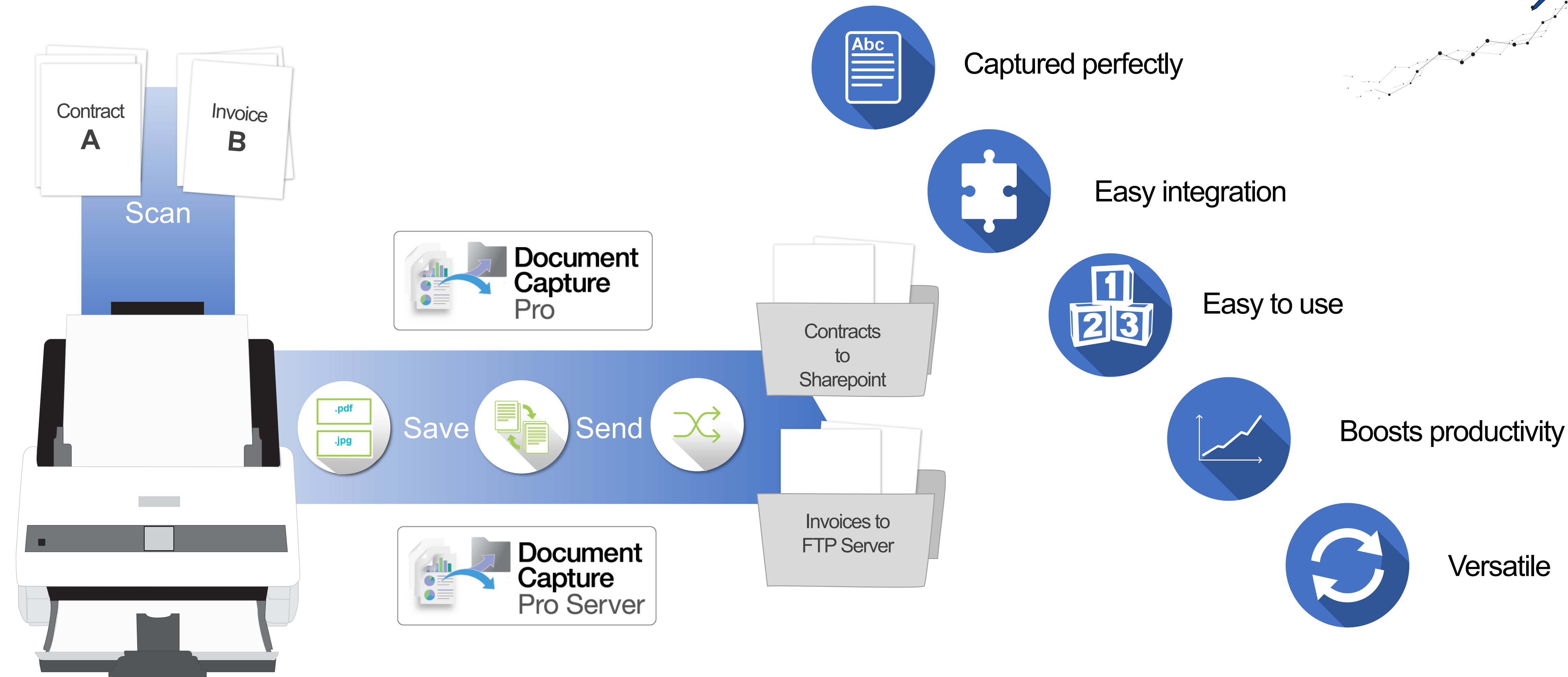

There is a risk that stapled or distorted documents will be fed and get damaged.





Epson Capture Solution



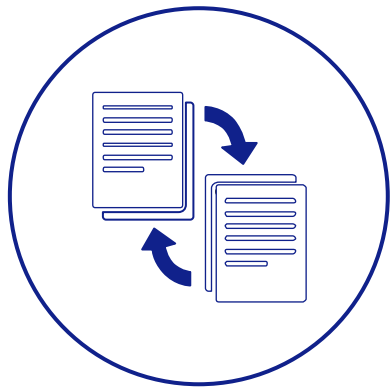
Added value: Document Capture Pro



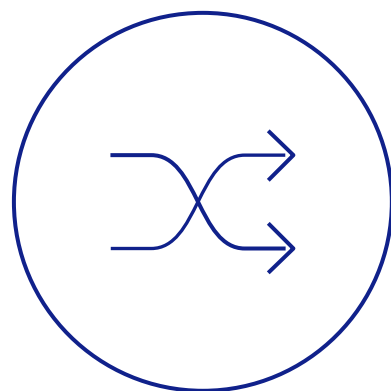
Epson Document Capture Suite




Document Naming



Document Separation

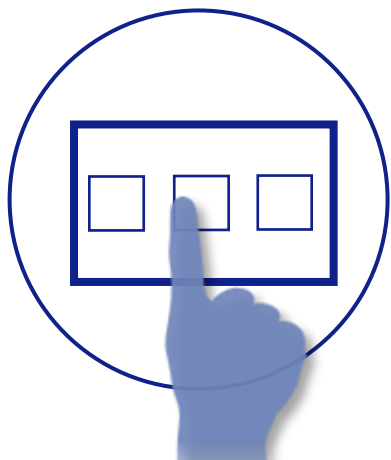
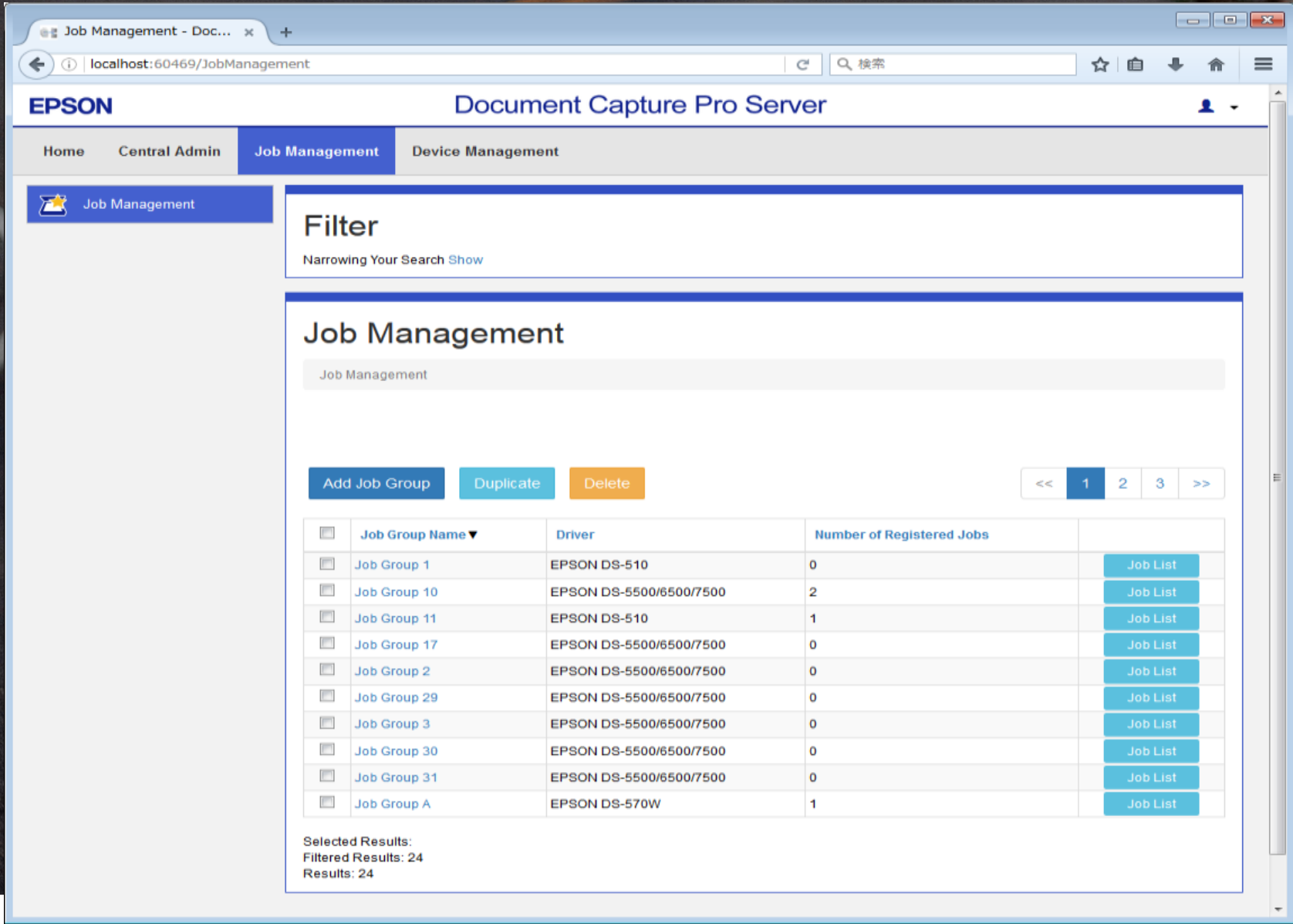



Document Routing

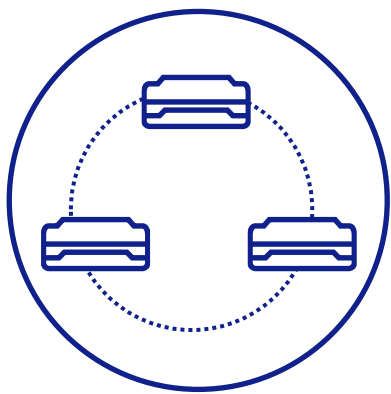


Destination Creation

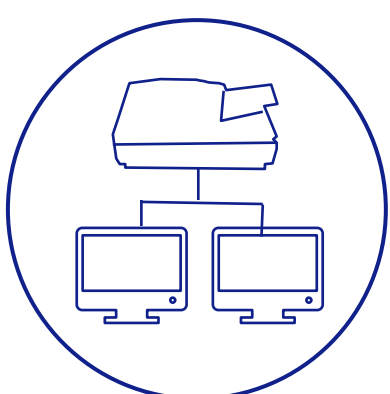
Epson Document Capture - Server



Control User Privileges



Create & Manage Profiles



Control Devices Check health



Authenticate Users

Epson software solutions – use cases



“

Since deploying our MFP the department has become more efficient.

Everyone has a file on the network so can easily find their daily allocation of work.

”



“

Running a small business is hard enough without having to manage the paperwork.

Now I scan my project files using the customer account number.

”



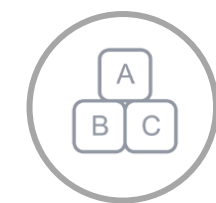
“

As accountants, we are processing large volumes of paper for our clients daily.

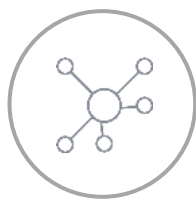
The files produced on our dedicated scanners go straight into Adobe.

”

Check your solution meets your needs



Simple Scanning



Document Capture & Device Management



Labour intensive manual process




Risk of error



Loss of data



In-efficient space



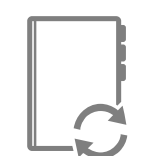
Process driven



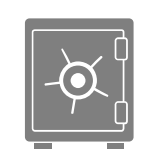
Information offline



Document compliance



Disaster recovery



Storage costs




Single point of failure



Epson solutions can help solve these issues



Check the solution can help deliver on these issues

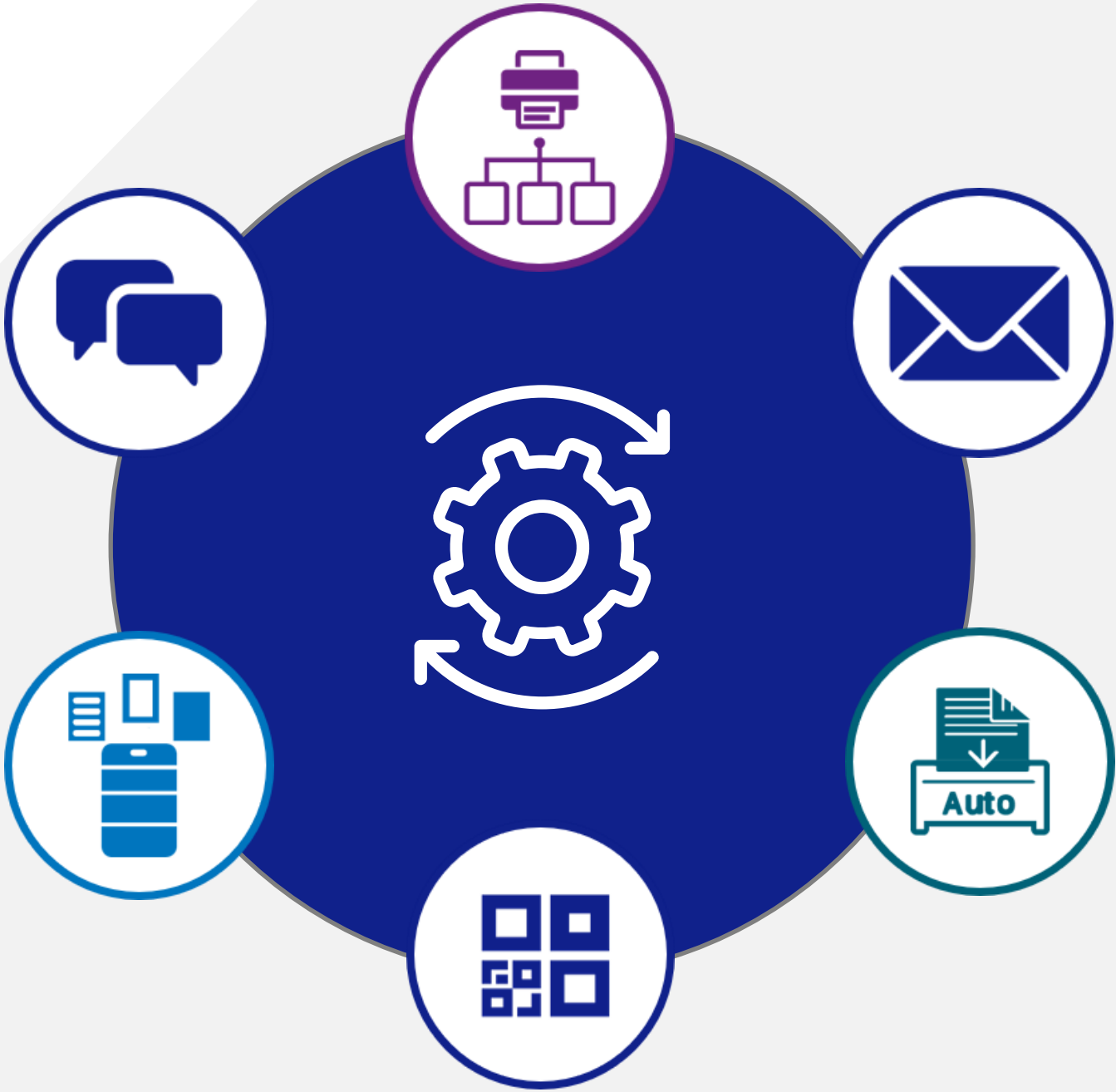


Beyond documents

Complex information management



EPSON®
EXCEED YOUR VISION



EPSON®
EXCEED YOUR VISION



3rd party software
partners

EPSON®

Solutions & Partnerships



Capture and Enterprise Content Management partners



ABBYY®

 **Alfresco™**

 **Bottomline**

 **Cerner®**

 **DOCUMENT
LOGISTIX**
MAKING WORK FLOW

 **DocuWare**

 **ELO®**
Digital Office

EMC

 **Ephesoft**

ezescan.
transforming paper into knowledge™

IBM

 **KnowledgeTree**

KOFAX


LSI
LaserSoft Imaging®

Laserfiche®

M-Files®

McKESSON


NEOPOST
Send.Receive.Connect.


NUANCE

 **Office Gemini**

OnBase®
by Hyland

opentext™


 **PSIGEN**
software inc.

READSOFT
from Kofax

 **SIAV**
improve your digital value

 **Spielberg**

Epson Oct-Dec Promo



Epson Document Scanners Line-up - Positioning



Flatbed



DS-1630
R3,050.00

NEW



DS-1730
R4,700.00

DS-1760WN
R5,330.00



DS-6500



DS-7500



DS-50000
R26,850.00



DS-60000
DS-60000N



DS-70000
DS-70000N



Expression 13000XL



Expression 13000 XL PRO

Sheetfed



ES-500WII



ES-580W



DS-410
R4,440.00



DS-530II
R5,050.00



DS-730N



DS-770II
R6,700.00



DS-790WN



DS-800WN
R9,550.00



DS-870
R7,300.00




DS-900WN
R11,700.00



DS-970
R11,900.00



DS-30000
R34,500.00



DS-32000
R42,500.00

Compact



ES-C320W



ES-C380W



DS-C330
R4,250.00



DS-C490
R7,830.00

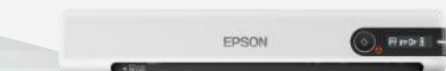
Mobile



ES-50



DS-70



ES-60W



DS-80W

A4

A3

Today's Summary



EPSON®

THANK YOU